



# builds them better — and backs them better

## COMPARE FOOTPRINT AREA\*



Armstrong's Super Hi-Power Lug Radial lays down a 19% larger tire footprint than the Goodyear Dyna Torque Radial. That means you get better traction and cover more ground faster. Put Armstrong's Super Hi-Power Lug Radial to work for you. Call for prices today!

Spring dating is available if you call before April 1st. So call toll free 1-800-222-1729 in PA or 717-653-1260 today!



### FROM ONE FARMER TO ANOTHER...

I know what it's like to have a tractor stranded in the field. You don't have time to wait for factory reps or next week's truck to get the tire service you need now — you've got to get that crop in!

Look, I've been there. That's why I offer durable tires like Armstrong, and dependable service at competitive prices. I get the best prices and pass these savings on to you. And I guarantee we'll promptly handle any tire problem, fairly and professionally, so you can get back in the field. Whether you need tires installed, repaired or replaced — you can count on us!

### GET ARMSTRONG'S FIVE-YEAR FIELD- HAZARD WARRANTY!


In addition to the eight-year standard limited warranty, Armstrong protects its tires with five-year field hazard and stubble damage limited warranties! Goodyear only offers a four-year warranty, but with Armstrong you get an extra year of insurance. Call today for more information.

#### HI-POWER LUG R-1

- Tread is 11% wider than the Goodyear Dyna Torque II
- Lays down a footprint that's 11% longer and covers 24% more area than the Goodyear Dyna Torque II — that means increased traction, less slippage and more ground coverage

SERVICE AVAILABLE! CALL FOR A QUOTE TODAY!

11.2x24, 4 Ply	\$106.00	16.9x28, 8 Ply	\$245.00	23.1x34, 8 Ply	\$655.00
11.2x24, 6 Ply	\$125.00	16.9x28, 10 Ply	\$290.00	11.2x38, 4 Ply	\$147.00
14.9x24, 4 Ply	\$161.00	16.9x30, 6 Ply	\$240.00	12.4x38, 4 Ply	\$175.00
14.9x24, 6 Ply	\$180.00	18.4x28, 6 Ply	\$300.00	13.6x38, 4 Ply	\$185.00
14.9x24, 8 Ply	\$208.00	18.4x30, 6 Ply	\$270.00	13.6x38, 6 Ply	\$205.00
16.9x24, 6 Ply	\$210.00	23.1x30, 8 Ply	\$600.00	14.9x38, 6 Ply	\$224.00
16.9x24, 8 Ply	\$230.00	24.5x32, 10 Ply	\$763.00	15.5x38, 6 Ply	\$235.00
14.9x26, 6 Ply	\$185.00	16.9x34, 6 Ply	\$270.00	15.5x38, 8 Ply	\$260.00
18.4x26, 6 Ply	\$260.00	18.4x34, 6 Ply	\$310.00	16.9x38, 6 Ply	\$295.00
18.4x26, 10 Ply	\$325.00	18.4x34, 8 Ply	\$335.00	16.9x38, 8 Ply	\$325.00
23.1x26, 8 Ply	\$525.00	20.8x34, 6 Ply	\$475.00	18.4x38, 6 Ply	\$340.00
11.2x28, 4 Ply	\$120.00	20.8x34, 8 Ply	\$500.00	18.4x38, 8 Ply	\$380.00
12.4x28, 4 Ply	\$137.00	23.1x26, 10 Ply	\$600.00	20.8x38, 6 Ply	\$510.00
13.6x28, 4 Ply	\$150.00				
13.6x28, 6 Ply	\$165.00				
13.6x28, 8 Ply	\$195.00				
14.9x28, 4 Ply	\$185.00				
14.9x28, 6 Ply	\$210.00				
14.9x28, 8 Ply	\$270.00				
16.9x28, 6 Ply	\$225.00				



#### HI-TRACTION LUG R-1

Available In Popular Sizes!

Wider Tread And Longer Bars Than The Competition

Call For Spring Special




Service Available - Call For Quote

#### SUPER HI-POWER LUG RADIAL R-1

- Lays down 19% larger tire footprint than the Goodyear Dyna Torque Radial to work harder for you
- Increased traction means you cover more ground faster and get more efficient use of your tractor's horsepower

14.9R28 10 Ply	\$325.00
16.9R28 10 Ply	\$399.00
18.4R34 6 Ply	\$409.00
16R38 6 Ply	\$429.00
18.4R38 6 Ply	\$459.00
18.4R38 8 Ply	\$489.00
18.4R28 10 Ply	\$449.00
20.8R34 8 Ply	\$639.00
20.8R38 8 Ply	\$649.00
20.8R38 10 Ply	\$729.00
24.5R32, 10 Ply	\$795.00
30.5R32, 10 Ply	\$939.00
18.4R42, 10 Ply	\$569.00
20.8R42, 10 Ply	\$699.00



FREE MOUNTING ON PAIRS

#### TRU-TRAC MULTI-RIB F2M


- Delivers 6% more tread width (8.4") than Goodyear's Dyna Rib

##### ★ 4-RIB ★

11L-15, 8 Ply	\$81.00
10.00-16, 8 Ply	\$81.00
10.00-16 (TL), 6 Ply	\$100.00
10.00-16 (TL), 8 Ply	\$110.00
11.00-16, 6 Ply	\$102.00
11.00-16 (TL), 6 Ply	\$112.00
11.00-16, 8 Ply	\$110.00
11.00-16 (TL), 8 Ply	\$123.00
14L-16.1 (TL), 6 Ply	\$180.00
14L-16.1, 8 Ply	\$164.00
16.5L-16.1 (TL), 8 Ply	\$250.00

##### ★ 5-RIB ★

1100x16, 12 Ply	
Tubetype	\$145.00
1100x16, 12 Ply	
Tubetype	\$160.00




#### TRU-TRAC F-2

##### ★ 3-RIB ★

400-12	\$23.00
400-15	\$25.00
400-19, 4 Ply	\$31.00
500-15	\$31.00
550-16, 4 Ply	\$33.00
550-16, 6 Ply	\$37.00
600-14, 6 Ply	\$52.00
600-16, 4 Ply	\$37.00
600-16, 6 Ply	\$41.00
650-16, 6 Ply	\$43.00
750L-15, 6 Ply	\$50.00
750-16, 8 Ply	\$54.00
750-16, 6 Ply	\$50.00
750-18, 6 Ply	\$64.00
750-20, 6 Ply	\$80.00
9.5L-15, 6 Ply	\$58.00
9.5L-16, 8 Ply	\$83.00
10.00-16, 6 Ply	\$81.00
11Lx15, 8 Ply	\$77.00
1100-16, 6 Ply	\$110.00
14L-16.1, 8 Ply	\$170.00

Shipped UPS No Charge!



#### CONTRACTOR F-3

11Lx15, 8 Ply	\$80.00
11Lx15, 10 Ply	\$90.00
11Lx16, 8 Ply	\$92.00
11Lx16, 10 Ply	\$99.00
750 800x16, 10 Ply	\$80.00
11Lx16, 12 Ply	\$130.00
145 - 75 - 16 1, 10 Ply	\$225.00

UPS - No Charge



#### INDUSTRIAL TRACTOR LUG R-4

##### TUBELESS

16.9x24, 8 Ply	\$290.00
16.9x24, 10 Ply	\$345.00
17.5Lx24, 6 Ply	\$255.00
17.5x24, 8 Ply	\$280.00
17.5Lx24, 10 Ply	\$345.00
15.5x25, 12 Ply	\$310.00
17.5Lx25, 12 Ply	\$440.00
18.4x24, 8 Ply	\$365.00
18.4x24, 12 Ply	\$430.00
19.5Lx24, 10 Ply	\$390.00
19.5Lx24, 12 Ply	\$415.00
12Lx24, 12 Ply	\$530.00
20.5x25, 12 Ply	\$655.00
23.5x25, 12 Ply	\$1,040.00
23.5x25, 16 Ply	\$1,060.00

Tubetype Available - Call For Quote!

Ask For Service Quote



Central Warehouse  
Mt. Joy, Pa.  
717-653-1260

Serving Farmers In  
Penn., New Jersey, Northern  
Maryland and Delaware

# MUMMAU TIRE

For Service And Out-of-State, Call: 717-653-1260  
In Pa., Call Toll Free: 1-800-222-1729

