

THE SAVING PLACE

MOWER PARTS

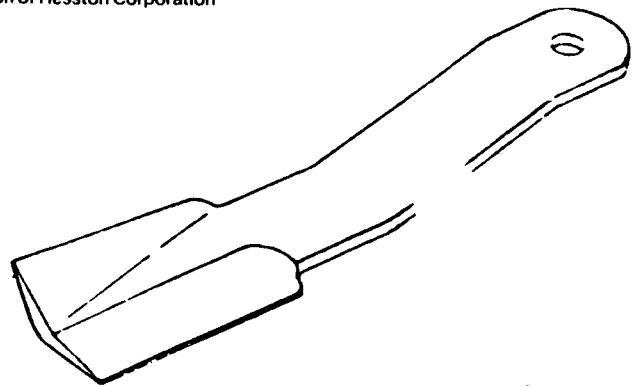
FOR THE FOLLOWING BRANDS:



Knives



Belts

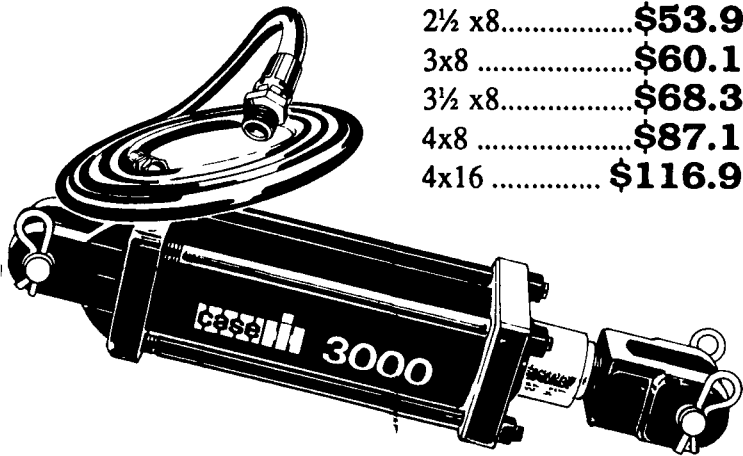


Blades

HYDRAULIC CYLINDERS



2x8	\$44.95
2½ x8.....	\$53.90
3x8	\$60.16
3½ x8.....	\$68.35
4x8	\$87.12
4x16	\$116.95



Case
IH
Paint
Gallons

19.95
Per Gal.



Spray Cans

Ghibli



1000 PSI to 2000 PSI
2 GPM to 4 GPM


AS
LOW AS
\$1062.50



725 PSI to 3000 PSI
2 GPM to 5 GPM

Ghibli World Exclusive Features

- 93% Fuel efficient "Reflow" combustion chamber uses less fuel than competition.
- 2000° F Stainless thermal coil inner-liner (Patented) burns all unused fuel on contact
- Total "wrap-around" water jacket insulation of the combustion chamber means no more soggy, fuel-soaked asbestos insulation to replace
- Preheating the water entering the pump decreases the amount of heat rise needed to attain 194° F (normal cleaning temp.) by 49° F.
- Gravity feed, top mounted, pressure pumps mean little or no down-time



- The Ghibli 4000 PSI "Crush Proof" thermostat sensing bulb is immersed directly into the water stream
- Re-usable water and fuel filters (just clean and replace) will save you \$100.00 per year in filter elements alone.
- "Tamper Proof" burner assembly eliminates the number ONE service problem... your people adjusting fuel pressure too high.
- Ball & Seat Pressure hose connections & molded rubber protective sleeves on both ends of the pressure hose