

INVEST YOUR DOLLARS IN MACHINERY INSTEAD OF TAXES BY LEASING WITH OPTION TO PURCHASE.

See Us Now For Details



CASE 855C
GP Bucket
w/Teeth,
ROPS, 1984

CASH.....\$32,400
Or LEASE* For 36 Months
At \$1040.04/Mo.
Fully Tax Deductible
*10% Residual Lease Subject To Credit Approval



CASE 450
6 Way w/ROPS,
Backhoe

CASH.....\$14,300
Or LEASE* For 36 Months
At \$459.03/Mo.
Fully Tax Deductible
* 10% Residual Lease Subject To Credit Approval



CASE 850C
6 Way Dozer 1981 w/ROPS & Sweeps
CASH.....\$24,800
Or LEASE * For 36 Months
At \$796.08/Mo.
Fully Tax Deductible
* 10% Residual Lease Subject To Credit Approval



CAT 931
w/Cab &
Ripper,
1976

CASH.....\$16,800
Or LEASE* For 36 Months
At \$539.28/Mo.
Fully Tax Deductible
* 10% Residual Lease Subject To Credit Approval



CAT 951
w/ROPS, GP, Bucket w/Teeth, 1975
CASH.....\$22,500
Or LEASE * For 36 Months
At \$722.25/Mo.
Fully Tax Deductible
* 10% Residual Lease Subject To Credit Approval

TAG-A-LONG TRAILERS *In Stock*

Save A Bundle **SPECIAL OFFER**

SOUTHEAST
BIG OX




SPECIFICATIONS:

Axles.....2	Color.....Yellow
Brake Axles.....2	GVW.....12,005 Lbs.
Hitch.....2 5/16" Ball	16 Ft. Model
Deck Material... Oil treated 2" pine	Deck Width.....76"
Tires.....8x14.5	Deck Height.....19"
Capacity.....10,000 Lbs.	

Removable Bolts On Fenders Are Included In Price
Fresh New Shipment... The Latest Model You Can Buy

• TT16 Deck Length: 16 Ft.\$1,975
• TT14 Deck Length: 14 Ft.\$1,895

UNVERFERTH GRAIN CART
475 Bu. Cap.



SPECIAL \$5,695

Compare these features:

• All Unverferth grain carts feature the following:

- Low-profile design
- Slip Plate hopper coating
- Hydraulic auger lock
- Side-mounted, forward folding auger
- Axle torque bars
- Movable, 2 1/2" drop-leg jack with 7,000 lb capacity
- Complete coat of primer, inside and out
- Shear-pin equipped oscillating hitch
- Non-skid safety steps
- Heavy tube frame construction
- Continuous, 1/4" auger flighting
- Interchangeable, bolt-on axles
- High speed unloading
- Continuously welded auger tube
- Weep hole in box members
- Twelve-inch auger with adjustable damper
- Center dump gate
- Spring-loaded bearing in auger to assure precise inside alignment
- Cast iron gearbox with precision-ground gears
- Drive line slip clutch
- Rigid 1/2" steel mating plates at auger hinge point
- Hopper sight glass
- Inside steps
- Safety screen over auger pit
- Durable, 3/8", high-pressure hydraulic tubing and hose to tractor

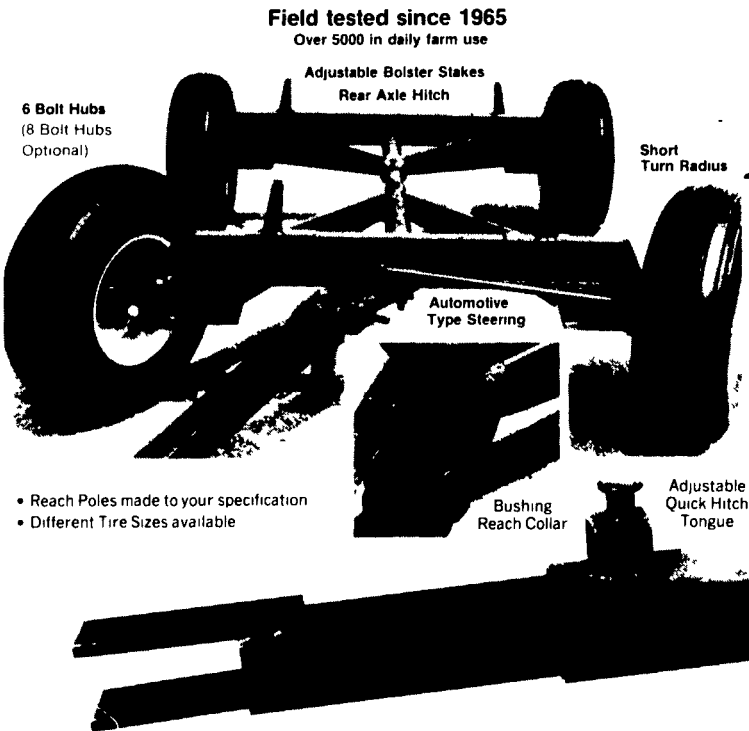
Every Unverferth grain cart is fully tested before it leaves the factory to ensure top-flight performance every time out

THEY ARE HERE!
CHISEL PLOWS YOU CAN AFFORD
In Stock:



- 5 Ft., 2 Bar.....Call For Price
 - 7 Ft., 2 & 3 Bar...Call For Price
 - 10 Ft., 3 Bar.....Call For Price
- Great Quality At Good Prices

NEW HEAVY DUTY WAGON GEARS IN STOCK



- Reach Poles made to your specification
- Different Tire Sizes available

Before You Buy, Check This Out And SAVE \$\$

Prices Are Right -
Example:
10 Ton w/6 Lug Wheels, Ext. Tongue w/New 11Lx15 Tires Tubes

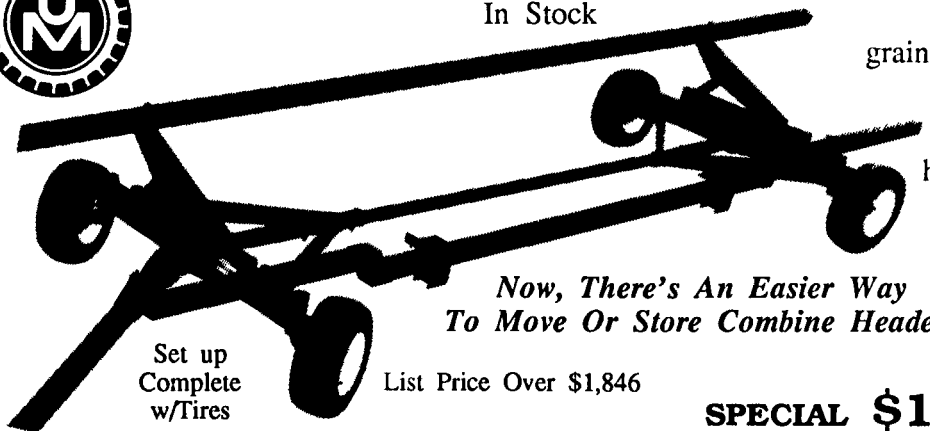
Complete \$725



COMBINE HEADER TRANSPORT

In Stock

Fits grain platform and corn heads



Set up Complete w/Tires

List Price Over \$1,846

Now, There's An Easier Way To Move Or Store Combine Headers

SPECIAL \$1,675

See BINKLEY & HURST BROS., INC. Now For Your Tillage Needs!
Cover more acres per hour on less fuel per acre




With duals front and rear, your MFWD tractor will cover more acres on less fuel. Tests prove it.
Unverferth Open Center Snap-On duals let you enjoy these benefits without sacrificing MFWD versatility. Snap-On: The MFWD dual. See it at your dealer today.



See BINKLEY & HURST BROS., INC. Now For Your Dual Wheel Needs!
Get secondary tillage that's effective and affordable

Unverferth's economical new S-tine cultivator teams rugged S-tines with an aggressive roller basket for thorough secondary tillage. And, with units starting at \$1900, the price is hard to beat. See your Unverferth dealer today or contact us.



Always Call (717) 626-4705 For All Your Needs!

BINKLEY & HURST BROS. INC.
FARM & HOME
SALES PARTS SERVICE

133 Rothsville Station Rd., Lititz, PA 17543

Located 1/2 Mile North of Rothsville

(717) 626-4705

Hours: Mon.-Fri. 7 AM - 5 PM; Sat. 7 AM - 11:30 AM
Sun. Closed - Lord's Day

PARTS DEPT. MON., TUES., THURS., FRIDAY til 8 pm
Emergency Parts Dept: 717-626-0885 717-933-4753 717-273-5673