

**1 FARM EQUIPMENT**

NH 985 combine, 2 heads, very good working condition, field ready, \$7,500. Best Offer. 46'x70' steel equip. shed, \$6,000 717-349-2679

NH 890 harvester w/2RN, 2RW & hay PU, good condition. \$4500 717-532-7778

Mott HS fail mower, 48" cut, 18HP Wisconsin, very good condition. \$1250. 717-528-8666

New Holland S-12 tractor, new 42" deck, excellent condition, \$1,675. 215-488-1944

New Idea 324 picker, 314, like new, 2R narrow, 1-800-346-4684, 717-662-3200.

NH 467 haybine, in very good condition, 1 owner, presently in use, \$2,575. 301-346-7326

Fox field chopper, 1 row corn head w/7' cut grass head, in A1 condition. Ask For Bob After 6 p.m. 717-379-3245

**FOR SALE**  
JD 340 off-set disk. Century 3PTH forklift. Pittsburgh 4R cultivator. GMC 6x6 Army truck w/5th wheel. 609-935-0348 Salem Co.

**GRAIN ELEVATOR & TANKS**  
80' Grain Elevator & five 1,000 bushel Unico tanks, plus assorted collectors augers & hammermills Also, eight 20,000 gal above ground fuel tanks 301-531-5252. Ellicott City, MD


**Farmall Model A Tractor w/60" Mid-Mount Woods Rotary Mower \$1,195**  
**MANOR EQUIPMENT, INC.**  
Sinking Spring, PA 215/678-0828

**FOR SALE**  
(1) IH silage wagon, model 110, 16' long. Also (1) JD manure spreader, model 54. Call 215-827-7687 weekdays

**TRACTORS and SKID LOADERS REBUILT**  
Perkins and Wisconsin gas or diesel power units  
New Briggs & Stratton Belts - Pulleys Used Wisconsin Parts  
**Glick's Engines**  
Leola, PA 717-656-9734

801 4 wheel drive power unit  
840 feeder house  
818 combine  
813 grain head  
6 narrow row cornhead  
Call 717-362-9233

**DICKEY-john D<sub>J</sub>GMT Grain Moisture Tester**




The DICKEY-john Grain Moisture Tester measures moisture content automatically. You don't have to preweigh the sample. There are no meters to read, no dials to set, and no thermometers to lose. As soon as you pour in the grain sample, the testing sequence begins. A digital readout is displayed when the proper weight of the sample has entered the test chamber. The readout is corrected for temperature at the touch of a pressure sensitive switch. Models are available with direct readouts for corn, soybeans or wheat and adhesive conversion charts are provided for other grains.

- **GRAIN MODEL** List...\$259 **CASH...\$185**
- **FORAGE MODEL** CASH ..... \$294.50

**Simple, four-step operation**

- Place the tester on a steady, level surface. Then, lift the protective cover up and slide it down out of the way.
- Use the sample cup to pour grain into the testing cell. Pour slowly and steadily, taking about eight to ten seconds to empty the sample cup. A readout will appear automatically.
- Wait at least fifteen seconds. Then, press the temperature compensation switch for a direct readout of the moisture content of the grain listed on that switch. Refer to the appropriate chart for other grains.
- Empty the tester by turning it over (if you should forget to empty the test cell, the tester will shut itself off automatically after two minutes.)

**Good Used CASE 1835 B DIESEL UNLOADER UT 1393 ONLY \$7,900**



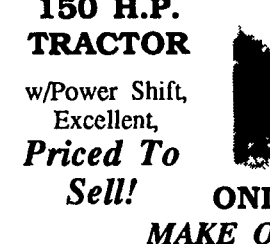
**1981 CASE 850C 6-WAY DOZER w/ROPS & Sweeps \$24,800 MAKE OFFER**




**Ready For Work IH 856 DIESEL Priced Right! ONLY \$6,500 GET A BETTER DEAL**



**CASE 1370 150 H.P. TRACTOR w/Power Shift, Excellent, Priced To Sell! ONLY \$10,250 MAKE OFFER**



**30 TON FRUEHAUF TILT-TOP FIFTH WHEEL TRAILER w/Good 28 Ft. Bed, Rubber-Fair**



**PRICES REDUCED (2) 1981 CASE 586D FORKLIFTS 6000 lb. lift w/ROPS, 21' Mast, 1200 Hrs. Your Choice \$18,500 NOW ONLY \$17,500**



**RIDE AWAY ON A QUALITY SPEEDWAY EXPRESS WAGON**




Series 500 w/Rack

- 5/8" Ball Bearings with 10"x410/350 Wheels
- Bed Size 22x40
- Load Cap. 1000 lbs.

**DISCOUNT SALE PRICE..... \$149.95**

**TIME TO THINK ABOUT YOUR CORN CRIB NEEDS**



**BEHLEN CORN CRIBS**

- Model FXL-15 865 Bushel plus extra capacity in roof area
- Model-EL - 101085 bushels plus extra capacity in roof area
- Model-EXL-15 1515 bushels plus extra capacity in roof area

PRE-ORDER NOW AND SAVE



Did You Know Behlen Corn Crib are No. 4 gauge, which is heavier than most other brands and helps to prevent bulging of sides.

**MARTIN WAGON GEARS All Have Extendable Tongues**

- 6 Ton Cap. w/Auto Tires..... \$460
- 8 Ton Cap. w/11Lx15 Tires..... \$675
- 10 Ton Cap. w/11Lx15 Tires..... \$725
- 12 Ton Cap. w/Double Pole & 12 S Tires ..... \$1,125

**BUY 3 OR MORE & SAVE MORE!**

**Good Used Case 21 Ft. Diesel FORKLIFT MODEL 584C UT 1427 Here Now! Try This One! CASE 450 DIESEL w/6-Way Dozer & Backhoe. Ready For Work UT 1407 ONLY \$14,300**

**SERIES 560 TANDEM w/RACK**



- 5/8" Ball Bearings w/10"x410/350 Wheels
- Bed Size 24x48
- Load Capacity 1000 Lbs.


**SALE PRICE ..... \$235.00**  
Five Sizes In Stock: \$51 to \$235

**Don't Miss This One!**


**GOOD USED 40 H.P. GEHL 4500 HYDROSTATIC SKID LOADER w/BACKHOE**

Gehl Quality At The Right Price!

**STOP IN NOW AND MAKE YOUR DEAL!**




**EXCELLENT USED 1984 CASE 855C CRAWLER LOADER**



w/Good G.P. Bucket & Excellent Undercarriage.

**Don't Miss This Deal!**

**SEE US FOR A GOOD SELECTION OF USED CONSTRUCTION EQUIPMENT**



- Case 855C, UT 1410, 1984 Crawler Loader, GP Bucket ..... \$32,400
- Case 450 6 Way Dozer w/ROPS & #33 Back Hoe, UT 1407 \$14,300
- (2) Case 586D Forklifts, UT 1350 & UT 1351, 1982 Models, 21 Ft. Mast, Side Shift, 1200 Hrs. .... \$18,500...\$17,800 & \$17,500
- JD 510, UT 1385, 1980, T.L.B. w/Cab, 2500 Hrs. .... \$19,500
- Case 850C Dozer, 6 Way, 1981, UT 1394, Bush Sweeps ..... \$24,800
- Case 450B, 1980 Crawler Loader, 4 in 1 Bucket, 3177 Hrs. .... \$17,800... Make Offer

**SPEED KING UTILITY AUGER 4'x11' w/Motor Mount, Less Motor \$115**

**N.H. L775 SKID LOADER 60 H.P. Gas Powered UT 1411 \$5,850**



**BINKLEY & HURST BROS. INC.**

SALES PARTS SERVICE

133 Rothsville Station Rd., Lititz, PA 17543  
Located 1/2 Mile North of Rothsville  
(717) 626-4705  
Hours: Mon.-Fri. 7 AM - 5 PM; Sat. 7 AM - 11:30 AM  
Sun. Closed - Lord's Day

PARTS DEPT. MON., TUES., THURS., FRIDAY til 8 pm  
Emergency Parts Dept: 717-626-0885 717-933-4753 717-273-5673