


# Patz

## Performance Strong As Steel

See The  
All New  
8700  
SHUTTLE  
FEEDER  
  
At  
AG  
PROGRESS  
DAYS



- Direct drive reduces maintenance and increases reliability
- 16-inch belt plus cover height allows more capacity
- Mounts on feed bunks and inside barns
- Lengths of 40 to 150 feet




The stationary drive unit at center of feeder means no traveling electrical components. The solid-state, instant-reverse motor eliminates high-maintenance mechanical switches for increased reliability. An enclosed gear reducer transfers power directly from the 1½-hp motor to the cable drive drum. This positive drive provides sure starting and high power efficiency. No V-belt, pulleys, roller chains or sprockets are required. Oil bath constantly lubricates the gears.

The drum-and-cable drive pulls the shuttle back and forth, using plastic-impregnated coated cable for quietness and long life. A pin-type torque limiter provides constant torque under varying conditions and features audible overload protection. (Shown with drum guards opened for viewing purposes.)

Located On  
East 5th St.

*Also  
On Display*


### A FULL LINE OF MANURE AND FEED HANDLING EQUIPMENT Including:



**New! High-capacity  
belt conveying**

The new Patz® Model 8612 Conveyor uses a 12-inch belt on concave pan sections to convey up to 45 cu. ft. (or up to 1,500 pounds) per minute.

- Smooth belt allows multiple plow-offs.
- Textured belt conveys up inclines to 30 degrees, depending on material.
- Adjustable concave elbow option allows conveying up an incline and leveling off.
- Lengths of 4 to 120 feet.
- Motor mounts top or bottom.
- Central hopper with open ends allows adding feed at several locations.
- Optional spout, spout extension, belt wipers, diverter and covers.



**Why Patz Chain Is  
Your Best Buy**

- 39 years of hook-and-eye chain experience. Patz gives you **proven** performance and reliability.
- Special-formula steel plus forging and heat-treating techniques produce the wear resistance that gives you extra service life.
- 10-year extended warranty on chain backed by the reputable Patz name.
- Patz links are inspected to meet superior standards.
- New, thicker flites for added strength.
- Two link sizes match gutter length.
- The ½-inch thick wear shoe is made from the same steel as the link, so it lasts as long as the chain.
- The Patz link's enlarged eye area provides increased chain flexibility.
- Rounded bearing surface of link is forged to avoid any loss of metal.
- 6.65% A.P.R. factory financing is available from participating dealers.
- Other brands can be converted for Patz chain.



**Move silage . . .  
From silo to bunk quickly and reliably**

A Patz feeding system is headed by the unique Patz cutter-and-claw gathering chain silo unloader. Select the surface-drive 98B or the ring drive RD-820. The Patz gathering chain with chain saw action cuts out frozen and hard-packed silage for full-flow feeding.

Efficient Patz Belt Feeders feed quickly. The simplicity of design makes maintenance simple and keeps the price low.

All Patz feeding equipment offers a variety of optional accessories to meet your needs.

Choose from belt and chain conveyors with varied capacities and one way or two-way delivery.

See us for details. We are experienced in installation, service and have a parts supply on hand to keep you feeding.

**Good Value Beats Good Price**

When you buy equipment, look for good value. Value is different from price. Price involves only the payment at purchase. Value includes the extra benefits you receive during the years you use the Patz equipment.

Patz value includes high quality, reliability, long service life, dealer service and parts inventory to keep you operating.

When you need equipment, get the extra value from Patz.

CONTACT YOUR NEAREST PATZ DEALER			
<b>ALEXANDRIA</b> MAX ISENBERG 814-669-4027	<b>CAMP HILL</b> JOHN JONES 717-737-5737	<b>LEBANON</b> AUTOMATIC FARM SYSTEMS 717-274-5333	<b>PIPERSVILLE</b> MOYER FARM SERVICE 215-766-8675
<b>BALLY</b> LONGACRE ELECTRIC 215-845-2261	<b>ELLIOTTSBURG</b> CARL R. BAER 717-582-2648	<b>MCallISTERVILLE</b> DIEM FARM SYSTEMS 717-463-2606	<b>SHIPPENSBURG</b> CRIDER FARM SUPPLY 717-532-2196
<b>BELLEVILLE</b> MILLER-LAKE Inc. 721-935-2335	<b>HAMBURG</b> SHARTLESBURG FARM SERVICE 215-488-1025	<b>QUARRYVILLE</b> UNICORN FARM SERVICE JAMES E. LANDIS 717-786-4158	<b>HAGERSTOWN, MD</b> TRI-STATE FARM AUTOMATION 301-790-3698
			<b>HARRINGTON, DE</b> CALLAWAY FARM & DAIRY SUPPLY 302-398-3151
			<b>FOREST HILL, MD</b> LESTER EDWARDS 301-838-5971 301-879-1930
			<b>KENNEDYVILLE, MD</b> PINDER SERVICE CO. 301-348-5263
			<b>POUND, WI</b> PATZ SALES, INC. 414-897-2251
			<b>DISTRICT MANAGER</b> Dennis Skibo 717-664-2333