

GEHL® DOES IT ALL WITH... • TRENCERS • SWEEPERS
• TREE DIGGERS • TRACKS • BREAKERS • POST HOLE DIGGERS

GEHL STANLEY MOUNTED BREAKER



GEHL'S High-Output auxiliary hydraulic system allows maximum breaker performance.

Breaks concrete, rock, pavement and other hard surfaces. Also can be used to cut asphalt, drive posts or for soil compaction.

GEHL COLD PLANER



Controlled Pavement Removal

The Gehl Model CP400 Cold Planer mounts on a Gehl Model 4610 Skid Loader to provide a cost-effective way to remove the top surface of roadways and sidewalks prior to resurfacing.

The CP400 is versatile, effective and economical. It's designed for asphalt and concrete applications, with a range of drum widths and drum types available. Cutting widths vary from 2½" to the standard 16-inch drum. Cutting depth is adjustable up to four inches.


The CP400 is fast - it can cut up to 10 feet per minute. And because it's relatively quiet, it's ideal for use in pedestrian and residential areas.

And, to top it off, the CP400 Cold Planer attachment can be removed in minutes - leaving you with a rugged, reliable, easy-to-operate Gehl skid loader.

Love AUGERS MAKE YOUR GEHL LOADER MORE USEFUL



The Mounting Bracket incorporates a carrying position for safe auger transportation.



GEHL MODEL 524 SPREADER IN STOCK

2400 Gal. Capacity

- Flotation Tires 16.5x16.1
- 540 PTO
- Splash Guards

BUY NOW FOR \$6,650




SELF-LEVELING SKID LOADER

4610 Diesel Powered Place Your Order Now!

44 HP Diesel Powered Hyd. Drive, 10.00x16.5 Flotation Lug Tires, Factory Fresh, Just Arrived!

65" Wide

List Price Over \$19,000
YOUR SPECIAL CASH PRICE ... \$12,907



PERKINS DIESEL POWERED GEHL 6620

72" Wide Operating Capacity Of 2,050 Lbs.

- New Gehl Model 6620, 60 HP w/12.00x16.5 Tires And Hi-Capacity 72" Bucket, Standard Equipped w/Front Aux. Hydraulics & Working Lights

List Price \$28,315 No. 1467
CALL FOR DISCOUNT SALE PRICE

NEW GEHL 3410 DIESEL w/23 HP WATER-COOLED ENGINE



Designed for Performance

The 3410 is SAE lift rated at 900 lbs., and has a travel speed of up to 7 mph. Bucket rollback is 32° and maximum dump angle is 35° for greater load capacity and cleaner dumping. No 1466

List Price Over \$14,000

SPECIAL ONE ONLY... \$9,350

Remember, You Get Liquid-Cooled Diesel Power At Its Best!



GEHL 3510 Just The Right Size 54" Wide

New Gehl Model 3510, 24 HP, Gas Powered w/27x8.50x15 Flotation Lug-Type Tires, 54" Bucket.

List Price Over \$13,751

You Can't Go Wrong When You Pay Only

\$9,500

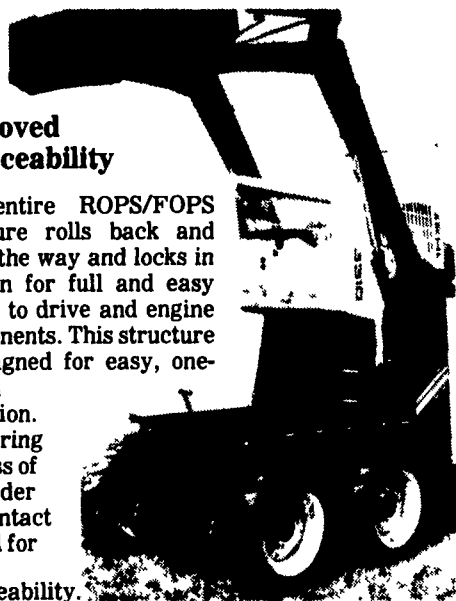
Don't Miss Our Short Term Discount Price!

WHEN YOU BUY GEHL, YOU GET SOME VERY IMPORTANT FEATURES YOU SHOULD KNOW ABOUT!


You Get Tops In Serviceability

Improved Serviceability

The entire ROPS/FOPS structure rolls back and out of the way and locks in position for full and easy access to drive and engine components. This structure is designed for easy, one-person operation. The wiring harness of the loader stays intact as well for better serviceability.




You Get Easy To Operate All-Hand Controls!



Easy-to-operate Load-Trak T-Bar Controls
 The Load-Trak T-bar control system on Gehl loaders is the real key to the ease of learning and mastering the use of the machines. These controls are mounted on the sides, set at natural and comfortable hand angles. With the left T-bar handling all traction and steering controls, and the right T-bar all lift and load action, there are no other hand and foot controls to learn.

PRICE REDUCED!

Save By Grinding Your Own Feed Now



- NEW GEHL 100 w/Digital Scale, 2 Screen, Your Choice Of Hyd. Augers. Stock No. 1095

Must Sell!

NOW ONLY..... \$7,950



GEHL, THE SPREADER THAT HANDLES ALL KINDS OF MANURE...

Liquid, Semi-Solid, Pen Packed, Even Frozen
GEHL MS 315 SLINGER BUY NOW FOR
 1575 Gal. w/Splash Guards, Demo Model **CASH PRICE OF \$7,585**

6x16 w/3 Beater & Roof. Serial No. 35372

CASH PRICE \$4,955



BINKLEY & HURST BROS. INC.

SALES PARTS SERVICE

133 Rothsville Station Rd. Lititz, PA 17543
 Located 1 Mile North of Lititz
(717) 626-4705

Hours: Mon-Fri 8AM-5PM Sat 8AM-12PM Sun 10AM-4PM