

COME SEE THE FOLLOWING EQUIPMENT ON DEMONSTRATION

Wednesday, Nov. 12th 10 A.M. - 3 P.M.

at

DANDA FARMS

1 Mile West of ROHRER'S QUARRY On Lititz Rd.

See Ad On Page A40

CASE IH 3594



180 H.P., All Wheel Drive

CASE IH 2294 130 H.P., All Wheel Drive



CASE IH 2294
130 H.P., Two Wheel Drive




CASE IH 2096
115 H.P., All Wheel Drive

CASE IH 1896
95 H.P., Two Wheel Drive,
No Cab

MINIMUM TILLAGE EQUIPMENT



RHINO MODEL 200
PLOWING DISK

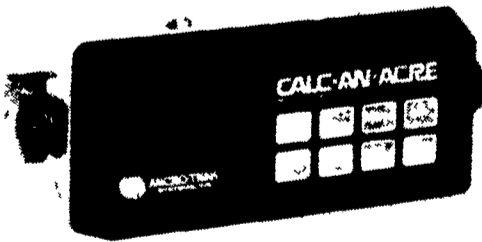


RHINO MODEL
890 COULTER -
TYPE CHISEL



CASE IH
MODEL 14
SUBSOILER

DIGITAL MONITOR ACREAGE COUNTERS




UNDER \$200
But don't let the low price
fool you...

How It Pays Off

CALC-AN-ACRE can be used in a variety of situations that can help make your operation more productive and profitable.

- Verify Chemical and Fertilizer Application Rates
- Set and Maintain Correct Ground Speed
- Measure and Monitor Test Plots
- Perform Yield Checks During the Harvest Season
- Maximize Tractor Performance by Monitoring Slippage
- Know the Exact Acres Covered When Leasing Equipment
- Keep an Accurate Acre Count When Performing Custom Work

YIELD TRAK HARVEST MONITOR



REAP THE BENEFITS

- Record exact number of acres harvested.
- Increase productivity through accurate monitoring of ground speed.
- Establish yield records for each field or soil type.
- Assess the effects of weeds or insects on yields.
- Determine next year's fertilizer and chemical requirements.
- Measure yield from test plots to determine best performing varieties.
- Establish a more accurate grain inventory.
- Load trucks within legal limits.

DAILY UPS SHIPMENTS

Used Construction Equipment CALL FOR YOUR NEEDS

Many Priced At Wholesale Levels

Here Is A Partial Listing:

- (11) Case 580 C Loader Backhoes w/Rops and Cab
- (6) Case 1845 Diesel & Gas Unloaders
- (1) Case 586D Forklift w/21 Ft. Mast, Approx. 400 Hrs.
- (2) Case 585C Forklifts w/21 Ft. Mast, From 1000 to 1200 Hrs.
- (1) John Deere 450C Crawler Loader w/4 In 1 Bucket, 1980 Model
- (1) Case 850B Crawler w/GP Loader, 1981 Model
- (1) Case 480C Loader Backhoe w/3 Pt. Model Hitch & Box Scraper
- (1) Allis Chalmers Gas Propane Forklift w/Less Than 1400 Hrs., 21 Ft. Mast
- Case 586D Forklift w/Power Shuttle Transmission, 1982 Model, Approx. 920 Hrs., Hyd. Shift, Shift Mast, Lifts 6000 Lbs., Approx. 14 Ft. ... Only \$15,850
- JD Model 450C 1980 Crawler w/6 Way Dozer, 24" Pads, 2500 Approx. Hrs., Undercarriage In Good Condition Priced Right!

This Is Only A Partial Listing
Stop By & Tell Us Your Needs Now!



CASE 2470 4WD

- 3532 Hrs.
- Dual Remotes
- 23.1x30 Tires

\$13,800

CASE 580C BACKHOE LOADER

- ROPS
- Canopy
- Power Shuttle Transmission

Tag #UT 1137

\$13,800



IH 3400 A TRACTOR LOADER DIESEL

- Wobble Stick
- Rear Wheel Wts.
- Good Edge On Bucket

Tag #UT 1166

\$3,950



CASE 580C BACKHOE LOADER w/CAB

- 1977
- Std. Hoe
- Mechanical Shuttle

Tag #UT 1144

\$14,900



NOTICE... Only A Few Left At DISCOUNT PRICES!

We Stock Heavy Duty
SPEED KING GRAIN AUGERS



Setup, Ready To Tow Away!

SPEED KING TRANSPORT PTO GRAIN AUGERS

- 10"x51'
- 10"x71'



THE QUALITY
IS HERE

Come And Get Your Grain Mower Now!

PTO DRIVE WITH DOWNSPOUTS AND HOPPERS

Also Available: One Each, Used Transport Augers -
8"x46' & 6"x53' In Stock At **\$1,050 EACH**

**BINKLEY HURST
BROS. INC.**

SALES PARTS SERVICE

133 Rothsville Station Rd.
Lititz, PA 17543
Located 1/2 Mile North of Rothsville

(717) 626-4705

Hours Mon-Fri 7 AM - 5 PM.
Sat 7 AM - 11:30 AM
Sun Closed - Lord's Day