



NEW HOLLAND OFFERS YOU EXTRA VALUE - RELIABILITY AND HIGH PERFORMANCE AT VERY COMPETITIVE PRICES...



1,000-rpm Model 30: Built for capacity.

Unlike many others the Model 30 is designed "from the ground up" as a 1,000-rpm blower. Driveline, gearbox and hopper drive are built to take big-tractor horsepower. That means capacity and performance. In fact, it's designed to center-fill 80-foot silos. However, capacity of any blower will vary depending on available tractor horsepower, length and moisture content of the crop.

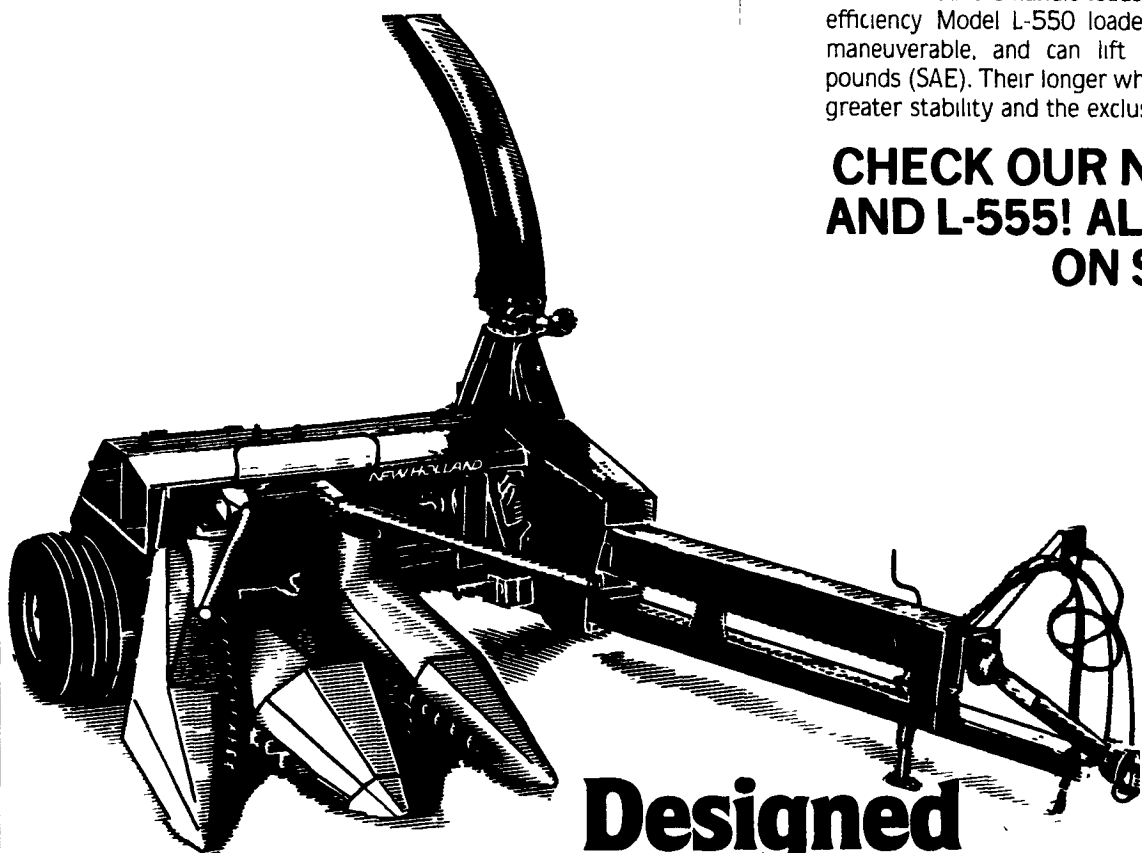


More stability, less spillback

New Holland L-550 Series skid-steer loaders handle loads with greater efficiency. Model L-550 loaders are highly maneuverable, and can lift up to 1,650 pounds (SAE). Their longer wheelbase lends greater stability and the exclusive boom lift

linkage lets you put the load right where you want it. A faster boom cycle time speeds up your loading and unloading jobs. High performance is a standard with New Holland loaders. Stop in and run one today.

CHECK OUR NEW LOW PRICE ON THE L-554 AND L-555! ALSO OUR FREE BUCKET OFFER ON SELECTED MODELS.



Designed for total performance


Step up to better performance with the Model 900 forage harvester from New Holland. The 12 knives of the 21-inch diameter cutterhead deliver uniformly-cut, high-quality forage. Here are just some of the features available that make the "900" a harvester designed for total performance:

- Electromagnetic clutches — give instant

response in controlling feedroll and attachment drives

- Easy-adjust shearbar — makes adjustment fast and precise
- Two-speed blower—is energy efficient.
- Hydraulic swing tongue—makes mounting attachments fast and easy.
- Metalert® II electronic metal detector—protects cutterhead and your valuable animals.

5 YEAR CUTTERHEAD PROTECTION ON MODELS EQUIPPED WITH METALERT® II.



Picture perfect bales

The Model 848 round baler is a high capacity baler featuring a roll floor design for a sure fast core and increased bale density. The 848 makes bales four feet wide and up to four and a half feet in diameter with a bale weight of 850 pounds. Choose one of three tying mechanisms: manual crank, hydraulic, or Memory Wrap. Stop in and see the 848 today.

SHORT ON BEDDING? TRY A MODEL 848, 853 OR 855 IN CORN FODDER - YOU'LL BE SURPRISED AT IT'S OUTSTANDING PERFORMANCE.

SEE YOUR NEAREST DEALER FOR COMPLETE DETAILS ON LOW RATE FINANCING & DIVIDENDS FOR CASH.

FREE FINANCE AVAILABLE ON MOST UNITS!

YOU BET... WE DEMONSTRATE CALL US...

