

GAS & DIESEL ENGINE REPAIR • Experience • Reasonable



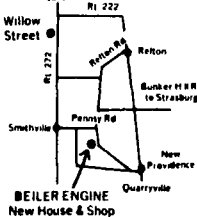
BEILER ENGINE SERVICE

280 PENNY ROAD
NEW PROVIDENCE
PA 17560

SPECIAL OFFER
(2 Only) 8LD665
2/L (L20)
Lombardini
25 SAE hp
at 2200 RPM
• 12 month warranty or
2,000 hrs

- Low fuel consumption
1/2 less than gas engines
- Easy starting
- Low Maintenance
- New Improved Model
- Ideal To Replace VF4 or
VH4D Wisc

1 Used Diesel For Sale
Same Model As Listed Above




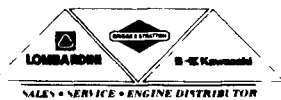
\$2050⁰⁰
With Adapters to
Take Wisconsin Clutch

w/Electric Start **\$2175⁰⁰**

We have phone service between 7:30-8:00 AM
Mon. thru Fri. at 717-786-7943 Clip & Save
This Ad For Phone Numbers.

Hours

7-7 Mon. thru Fri.
7-5 Sat.
Closed Sunday



**WISCONSIN
HEAVY DUTY
ENGINES**

WISCONSIN ENGINES

- V465D 65.9 HP N.H. Repl. **\$3050.00**
- VG4D 37 HP, NH Repl. **\$2245.00**
- VG4D, 37 HP, For Clutch **\$2595.00**
- W41770 35 HP, Sta. F.W.A. **\$2225.00**
- VH4D 30 HP Bobcat Repl. **\$1925.00**
- VH4D 30 HP Sta. F.W.A. **2290.00**
- VH4D 30 HP Ford Repl. **\$2405.00**

Trade In Allowance Available
(Repl. Engine In Stock To Fit Most Popular Skid Loaders)


ROBIN & HONDA 1200-4000
Industrial Generators Watts

Authorized Service Center
• Complete Rebuilding • Large Parts Inventory

FISHER ENGINE SERVICE

3141 Old Phila. Pike, Bird-In-Hand, PA 17505 (717) 768-3729

**COME IN AND SEE
THE REVOLUTIONARY
RITCHIE® CHALLENGER™**



The Revolutionary Ritchie Challenger will water your livestock reliably and economically from now til the end of this century and beyond!

The Ritchie Challenger is your best long term investment in livestock watering!

- DEEP WATER WELLS provide protected and controlled access to clean fresh water supply all year
- FLOATING THERMAL CAP insulates water for coolness in summer and heat conservation in winter easy for livestock to depress and drink easy to remove for service Keeps water cleaner and prevents algae formation

• LARGE PROVEN DEPENDABLE VALVE provides quick recovery of 15 gal per minute!

- STAINLESS STEEL trough casing, cover, bolts & screws (including painted parts)
- ONLY 196 WATTS, including supply line cable Electrical operating costs of \$4.10 to \$11.84 per year according to university tests
- UP TO 2 1/4" of foam insulation




In Stock - See It Now At

Umberger's Of Fontana, Inc.

RD 4, Lebanon, PA (Fontana) 717-867-5161
Mon.-Thurs.-7:30-5:00; Fri.-7:30-8:00; Sat. 7:30-4:00

"The sooner you buy the bigger you save" SALE



John Deere combine savings countdown

Buy your new John Deere combine now and you can save several ways. The sooner you buy the more you save. We've also got some great deals on used combines.

- Interest-free financing* until January 1, 1987, on new and used combines.
- Discount in lieu of finance waiver on new combines only.
- Special factory discounts on combines and headers passed on to you.
- Check us for details. Savings vary by model and year.

*Availability of John Deere financing subject to approval of credit. These offers may be withdrawn at any time

See us right away-the sooner the better

JOHN DEERE FACTORY AUTHORIZED CLEARANCE

Cooper Ent., Inc.

W.N. COOPER & SON, INC.

Cecilton, Md.
301-275-2195



Chestertown, Md.
301-778-3464

QUALITY USED EQUIPMENT

COMBINES

- MF 510, 16' Cutterbar 4 R Wide CH, 1977, \$7,500
- JD 7700 Factory, Rear Drive 1977 w/JD 216 Flex Cutter Bar
- + JD 7700 Hydro, Rotary Screen, 15 ft Platform 1971
- JD 7700 15' Platform 1971
- JD 6600 Rotary Screen 2172 Hrs 14' Cutterbar 1974
- JD 7700 Gear Drive Rotary Screen 15' Cutterbar 1975
- JD 7700 Gear Drive, Rotary Screen 16' Flex Head, 1976

- JD 8820 4wd. 2550 Hrs. 1980
- JD 8820 4WD, 1,030 hrs., 1982 w/JD 220 Flex Cutter Bar & JD 843 Corn Head

- + JD 15' Rigid Platform
- + JD 643 CH 6 R Narrow Old Style
- + JD 643 CH 6 Row N New Style

PLANTING EQUIP.

- + Oliver Drill 13x7
- + AC 330 4 R Planter
- + JD 1240 4 R Plate Planter
- + JD 1240 4 R Plateless w/Fert Planter
- + JD 1440 4 R No Till Planter
- + JD 7000 8RN No Till Liq Fert
- JD 7000 Front Fold No til Coulters Liq Fert

MISC.

- 1976 Dynahoe 160 Series B, Loader Backhoe, 760 hrs., 2 1/2 yd. Loader Bucket, 1 1/2 Backhoe Bucket, Super Sharp Cond \$21,500

- JD 27 Flail Shredder

- JD 675 Skid Loader 85 Hrs. new model

- JD 35 Harvester w/2 RW Head
- JD Rotary Hoe 3 Pth
- Century Recycling Sprayer + JD 6 1/2 Ft Rear Blade
- JD RM 630 Cultivator
- + Midwest Buster Bar 14'
- + JD 346 Wire Tie Baler

- JD 350 Sickle Bar Mower, 3 Pt., Like New, cut 5 acres

- + IH 435 Baler

- JD 336 Baler

- JD 15A Flail Chopper
- + IH 60 Flail Shredder
- + NH 488 Mower Conditioner
- + JD 1209 Mower Conditioner
- + 7 Shank Aerator

TRACTORS

- + JD 4650, 500 Hrs. Duals Excellent Condition
- + JD 4230, QR, 4 Post
- + JD 1250, MFWD

- '85 JD 2550 Cab & Air 41 Hrs., Like New

- '83 JD 4050 w/MFWD, Cab & Air, 400 Hrs.

- '76 JD 4430, Cab & Air QR 20 8x38
- '74 IH 1066
- '69 JD 4020 PS
- '71 JD 4620, Cab, Dual, 20 8 Tires
- '73 JD 4430, Cab & Air, QR Dual 18 4x38
- + IH Farmall H w/Loader
- + IH 184 Low Boy w/60" Woods Mower
- + IH 154 Low Boy w/60" Woods Mower
- + Deutz DX110, Cab, Air, Sharp, 1980
- Deutz DX120, Cab, Air, 1981, \$12,500
- + JD 4010 Dsl, WF

TILLAGE

- JD 115 Disk 10 ft 2 in like new w/Harrow, done 20 acres

- JD 210 Disk 14 ft 3 in w/Buster Bar
- + IH 18 1/2' Field Cultivator
- Graber 26' Flex Fold Chisel Plow

+ Cecilton location

• Chestertown location