




SUMMER Clearance INVENTORY SALE


CENTRAL FARM & FAMILY CENTER
The Surprising Store!



Central Tractor Wagon Gears

Featuring one piece steering rod all welded construction rear hitch and pressure type grease fittings. Bolster stakes can be set at 38" or 42" width. Gear capacities are gross weight at farm tractor speeds. All units come less tires.



- 6 Ton**
80765-046
Reg 419.99 **399"**
 - 8 Ton**
80772-046
Reg 479.99 **449"**
 - 10 Ton**
80780-046
Reg 559.99 **529"**
- Below gears standard with 3' longer reach. Pole and kwik hitch safety tongue.
- 6 Ton**
80824-046
Reg 469.99 **439"**
 - 8 Ton**
80831-046
Reg 519.99 **479"**
 - 10 Ton**
80849-046
Reg 629.99 **589"**



MADE IN USA

10999
10 cu. ft.
19461-243
Trailer Cart

Poly Wheel Well Box
Fits all full size and import trucks
38" long 9" wide overall height 19"
44591-472 **79.99**

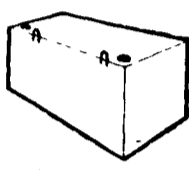


16 Speed Drill Press
Heavy cast iron and metal construction throughout. All bearing drive in spindle and motor. Changes speeds quickly with spring action motor mounts. Rack and pinion tables for fast accurate adjustment. 45° tilt. 360° turn completely adjustable table. Built in work lights for more accurate safe drilling. Pinpoint accuracy depth stop adjustment. 16 Speeds from 195 to 3500 rpm's. #2 Morse taper allowing 1/4" drilling capacity and 3/8" chuck for standard bits. 7 1/2" throat depth. 15 swing round 12 diameter rotating table. 1/4" Hp all ball bearing capacitor start motor.
Bench Model **169.99**
30011-423
Floor Model **189.99**
30004-423

1.99
24677-282
6" Steel "T" Post

2.19
24690-282
6 1/2" Steel "T" Post
Strong durable studded T post with enamel finish for longer life. Includes five clips for attaching fence to post.

AUXILIARY FUEL TANKS



Portable Fuel Tank
Heavy duty construction Reinforced standard 2" bung fittings tie down clips lifting hooks and full center baffle. 110 gallon capacity. 46 1/2" L x 23" W x 24" H.

22066-176 **\$114.99**
Same as above except double compartment consists of two separate 55 gallon tanks. 22065-176 **\$179.99**



CT Filler 'N Sealer

Use CT Filler 'N Sealer on areas where stones have been coming loose and need to be filled in or areas where you are looking for traction.
Reg 10.99 SAVE 1.00
11185-272 5 Gallon **9.99**



CT Black Beauty Driveway Sealer


Use CT Black Beauty Driveway Sealer over any areas that the CT Filler 'N Sealer is not required.
Reg 7.99 SAVE 1.00
14010-272 5 Gallon **6.99**



37.99
18674-139
Paint Spray Gun
• Converts easily to external mix siphon external mix pressure and internal mix pressure.
• 2 nozzles included.
• 1 quart aluminum paint cup.
Air Line Regulator & Gauge for 18674-139 **186.5-139**
Reg 21.99 **SALE 19.99**

49¢ each
17895-110
Steel Rod Elec. Fence Posts
• 48" long
• Made of 1/2" steel


DURACRAFT



59.99
Reg 69.99 SAVE 10.00
30068-423
Bench Grinder
• 8" wheel diameter
• 3450 RPM
• Features Spark deflectors rear dust ejector removable wheel guards heavy duty eye shields and adjustable work rests.

DISC BLADES

Made of heavy gauge high carbon alloy steel, heat treated for long trouble-free service. The special forging process used gives the blades a finer grain in the steel and makes it tougher, and much more able to withstand rough usage. All fit square axle.




Notched Blades


Size	Stock No	Price
16"	1 1/8" axle, 11 gauge	88595-261 4.40
	1" axle, 11 gauge	88595-261 4.40
	1" axle, 11 gauge	835-261 4.40
	1 1/8" axle, 11 gauge	835-261 4.40
18"	1 1/8" axle, 11 gauge	833-261 5.00
	1" axle, 11 gauge	833-261 5.00
	1 1/8" axle, 11 gauge	825-261 5.00
	1" axle, 9 gauge	848-261 5.00
20"	1 1/8" axle, 9 gauge	858-261 7.40
	1" axle, 9 gauge	858-261 7.40
	1 1/8" axle, 9 gauge	834-261 7.40
	1 1/4" axle, 9 gauge	834-261 7.40
22"	1 1/8" axle, 7 gauge	88608-261 12.00
	1 1/4" axle, 7 gauge	88608-261 12.00
	1 1/2" axle, 7 gauge	88608-261 12.00
	1 3/4" axle, 7 gauge	88608-261 12.00
	1 1/8" axle, 7 gauge cone	88630-261 11.00
	1 1/4" axle, 7 gauge raised flat circle	88630-261 11.00
	1 1/2" axle, 7 gauge raised flat circle	88630-261 11.00
	1 3/4" axle, 7 gauge round	88661-261 11.00
	1 1/8" axle, 7 gauge	838-261 11.00
	1 1/4" axle, 7 gauge	838-261 11.00
	1 1/2" axle, 7 gauge	850-261 11.00
	1 3/4" axle, 7 gauge	850-261 11.00
24"	1 1/8" axle, 3 gauge	86622-261 18.00
	1 1/2" axle, 3 gauge	857-261 18.00

Plain Blades

Size	Stock No	Price
16"	1 1/8" axle, 11 gauge	808-261 4.20
	1" axle, 11 gauge	810-261 4.20
	1 1/8" axle, 11 gauge	810-261 4.20
18"	1" axle, 11 gauge	812-261 5.40
	1 1/8" axle, 11 gauge	812-261 5.40
	1 1/8" axle, 11 gauge	828-261 5.40
	1 1/4" square axle, 11 gauge	828-261 5.40
20"	1" axle, 9 gauge	826-261 5.90
	1 1/8" axle, 9 gauge	826-261 5.90
	1 1/8" axle, 9 gauge	830-261 5.90
	1 1/4" square axle, 9 gauge	830-261 5.90
22"	1" axle, 9 gauge	818-261 7.40
	1 1/8" axle, 9 gauge	818-261 7.40
	1 1/8" axle, 9 gauge	829-261 7.40
	1 1/4" axle, 9 gauge	829-261 7.40
24"	1 1/8" axle, 7 gauge	842-261 7.40
	1 1/8" axle, 7 gauge	843-261 7.40
	1 1/8" axle, 7 gauge	843-261 7.40
	1 1/4" square axle, 9 gauge	844-261 8.40




3.19
2 Gallon
Reg 3.88 / SAVE 17¢
21979-173
6.99
1 Gallon 219-113
Reg 7.4 / SAVE 12¢
Steel Gas Cans
Not available in Massachusetts




11 H.P. 36" Riding Mower
Side Discharge
899.99
23268-258
Subject To Stock On Hand


Delta's Dawn
Fits 1967 through 1985 Ford Dodge Chevrolet, GMC and International wide bed pickups 70% Lx20 1/4 Wx15 1/4 D 22185-269 **78.99**
Fits 1967 through 1985 Chevrolet and GMC Stepside Ford Flareside Jeep Thriftside Pickup Trucks 55% Lx20 1/4 Wx15 1/4 D 22206-269 **89.99**
Fits Toyota Datsun Luv Scout Courier GMC S15 Chevy 61% Lx20 1/4 Wx12 D 22205-269 **78.99**



159.99
Reg 189.99 / SAVE 30.00
12948-279
Bale Carrier
• 54" tine length 39" fork width
• Attaches to any Cat I or Cat II 3 point hitch
• Lower link pins included



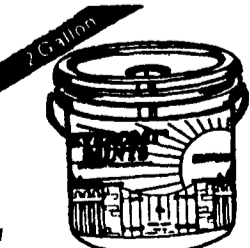
18 H.P. 42" Tractor Mower
Ground Engaging
1399.99
23334-258
Our Entire Line of Mowers & Tillers is included in this Seasonal Close-out



YOUR CHOICE 18.99
20" 3 Speed Breezebox
Reg 22.99 / SAVE 4.00
28302-286
12" Oscillating Fan
Reg 21.99 / SAVE 1.00
28307-286



9.99
5 Gallons
Reg 11.99 / SAVE 2.00
14139-272
Fiberglass Roof Coating
• Fiberglass, black coating re-saturates old felt
• Creates a strong, waterproof flexible coating



9.99
2 Gallon
Reg 12.99 / SAVE 3.00
95332-060
Evercoat® White Latex Multi-Purpose Paint
• Interior & Exterior
• Brand may vary locally



29.99
5 Gallons
13974-272
Aluminum Roof Coating
• Asphalt base
• Provides a waterproof coating and bright aluminum finish for metal and asphalt roofs
• Brand may vary locally
Roof Brush 21622-168 **NOW 5.99**

"EVERY DAY LOWER PRICES"
CENTRAL FARM & FAMILY CENTER

THESE PRICES WILL BE HONORED ONLY AT THE LANCASTER, PA STORE
SALE NOW
THRU SUN., AUG. 3rd
LANCASTER
1570 Manheim Pike, Ph. 717/569-0111
8:30 a.m. to 5:30 p.m. Mon. thru Fri.
8:30 a.m. to 5 p.m. Sat., Sun. 12:00 p.m. to 5:00 p.m.
Unless Otherwise Stated Items Are At A Reduced Price. If An Item Is Not Stated To Be Reduced Or A Special It Is At Our Everyday Regular Low Price. Regular Prices May Vary By Store Location.

All items are subject to stock on hand. We reserve the right to limit quantities. Sale ends on above date. Not Responsible For Printing Errors.