


Conveying And Feeding...

Get proven performance from rugged Patz material moving systems

ADAPTABLE TO MANY USES


HIGH CAPACITY

Performance strong as steel




Patz

CATTLE FEEDERS



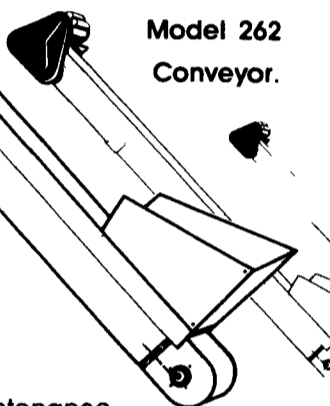
Chain and flites for simplicity and economy ... Model 400 feeder fits straight line bunks up to 200 ft. long ... move all types of feed smoothly around bunk without sifting or separating.




New low-cost conveyor.

Patz

- High capacity.
- Lengths: Up to 25 feet.
- All-belt drive for low maintenance
- Galvanized steel, all bolted construction
- Detachable steel chain with steel-braced 2½ in. rubber flites.



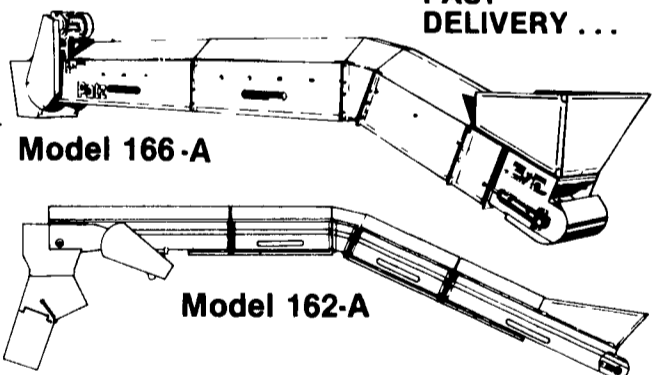
Model 262 Conveyor.



The RD-820 Ring-Drive Unloader

Patz CONVEYORS

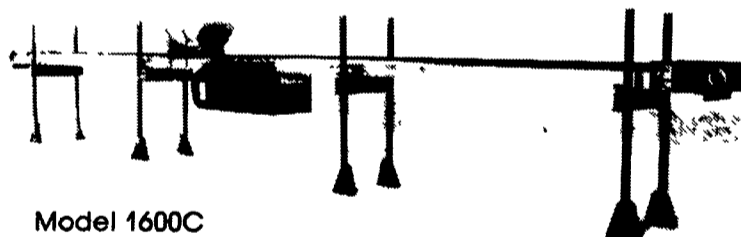
BIG CAPACITY ... FAST DELIVERY ...



Model 166-A


Model 162-A

Built rugged for efficient, high-volume feed handling. Economical chain-and-flite action moves feed smoothly without sifting or separating.



Model 1600C

Patz



Model 1600E



New Belt Conveying Features:

Model 1600C (central-drive):

- Reversing drive can convey feed in either direction
- Drive unit can be located at various points between the ends for convenient installation
- Lengths: 10 to 200 feet

Model 1600E (end-drive):

- Motor mounts top or bottom on the end for easy installation
- Lengths: 4 to 30 feet



Patz BELT FEEDER

For fast, reliable, feeding plus... easy maintenance and low investment.

Quality Service Since 1922

Longacre
ELECTRICAL SERVICE, INC.

602 Main St.
Bally, Pa. 19503
Phone 215-845-2261