


MANURE SPREADER CONVEYOR CHAINS


MAKE	MODEL	APRON PRICE PINTLE CHAIN	APRON PRICE T-BAR CHAIN	MAKE	MODEL	APRON PRICE PINTLE CHAIN	APRON PRICE T-BAR CHAIN	MAKE	MODEL	APRON PRICE PINTLE CHAIN	APRON PRICE T-BAR CHAIN
ALLIS	281-140S	300.20	295.46	INT. HARV	320	361.67	363.84	MEYERS	125-A	POR	POR
CHALMERS	299-180S	344.36	340.80	INT. HARV	530	369.90	317.76	MEYERS	145-A	POR	POR
BADGER	100	311.14	304.86	INT. HARV	540	397.90	357.76	MEYERS	160-A	POR	POR
BADGER	150	339.72	334.00	INT. HARV	550,555	466.65	425.28	MEYERS	225-A,300-A	POR	POR
BADGER	160	359.72	350.08	INT. HARV	560	556.08	503.52	MEYERS	350-A	POR	POR
BADGER	200	328.04	315.66	INT. HARV	570	287.10	235.88	NEW HOLLAND	220,202,220	263.14	262.70
BADGER	205	408.64	394.80	INT. HARV	575	378.08	303.92	NEW HOLLAND	221,222	263.14	262.70
BADGER	3210	POR	POR	INT. HARV	580	326.39	275.12	NEW HOLLAND	213	243.96	237.84
BADGER	3260	POR	POR	INT. HARV	595	484.80	389.76	NEW HOLLAND	300,336	291.24	297.30
BADGER	3330	POR	POR	JOHN DEERE	33	272.37	285.60	NEW HOLLAND	470,475	373.16	363.30
BALZER	240	POR	POR	JOHN DEERE	34	347.14	290.36	NEW HOLLAND	510,511,512	306.78	306.88
BALZER	410	POR	POR	JOHN DEERE	40	354.40	311.22	NEW HOLLAND	513	318.76	313.04
BALZER	440	POR	POR	JOHN DEERE	44	406.78	347.52	NEW HOLLAND	516,517,518	373.36	360.32
BALZER	515	POR	POR	JOHN DEERE	660	538.80	394.84	NEW HOLLAND	519	385.08	393.84
BALZER	700	POR	POR	JOHN DEERE	680	513.63	403.72	NEW HOLLAND	675,676,677	497.80	484.64
CASE	180	377.04	370.10	KASTEN	175	342.48	338.72	NEW HOLLAND	679	523.99	464.00
GEHL	180	339.04	335.34	KASTEN	250	415.10	425.08	NEW HOLLAND	790	816.22	573.40
GEHL	250	408.10	396.92	KASTEN	270	395.30	400.32	NEW HOLLAND	791	874.28	640.28
GEHL	350	368.65	324.48	KASTEN	325	496.40	490.96	NEW HOLLAND	800	488.14	404.72
H&S	180	366.84	353.84	KNIGHT	180	364.92	354.56	NEW IDEA	211	237.28	234.50
H&S	220	366.84	353.84	KNIGHT	250,252	398.48	403.68	NEW IDEA	212	291.70	292.04
H&S	295	490.10	482.88	KNIGHT	350	337.08	324.48	NEW IDEA	213,217	356.12	351.28
H&S	350	530.20	511.18	KNIGHT	410	398.28	371.28	NEW IDEA	214	398.66	408.80
INT. HARV	40	344.68	351.20	KNIGHT	500	396.04	391.44	NEW IDEA	218	527.44	479.64
INT. HARV	101,102,103	231.36	228.34	MASSEY FERG.	110,130	286.20	267.12	NEW IDEA	224	539.60	544.32
INT. HARV	150,155,160	344.66	351.20	MASSEY FERG.	160	295.82	308.00	NEW IDEA	243	411.88	374.64
INT. HARV	275	368.18	353.84	MASSEY FERG.	205	393.72	394.80	NEW IDEA	244	527.44	479.64
				MASSEY FERG.	721	359.60	353.44	NEW IDEA	245	539.60	544.32
				MASSEY FERG.	724	393.92	409.42				
				MASSEY FERG.	727	443.92	439.44				

FORAGE BOX CONVEYOR CHAINS

MAKE	MODEL	APRON PRICE PINTLE CHAIN	APRON PRICE T-BAR CHAIN	PRICE PINTLE CROSS-CONVEY CHAIN	MAKE	MODEL	APRON PRICE PINTLE CHAIN	APRON PRICE T-BAR CHAIN	PRICE PINTLE CROSS-CONVEY CHAIN	MAKE	MODEL	APRON PRICE PINTLE CHAIN	APRON PRICE T-BAR CHAIN	PRICE PINTLE CROSS-CONVEY CHAIN	
BADGER	840	POR	POR	POR	H&S	Loadmaster XL14'	POR	POR	—	KASTEN	21,14'	307.83	330.48	—	
BADGER	BN950,14'	333.12	316.14	196.12	H&S	Loadmaster XL16'	POR	POR	—	KASTEN	21,16'	349.30	376.20	—	
BADGER	BN950,16'	372.72	360.98	198.12	H&S	Loadmaster XL18'	POR	POR	—	KASTEN	Power Box 14'	323.86	320.58	—	
BADGER	1060	POR	POR	POR	H&S	Loadmaster XL18'	POR	POR	—	KASTEN	Power Box 16'	376.38	368.16	—	
BALZER	5014	POR	POR	POR	H&S	H&S "500"14'	POR	POR	198.20	KNIGHT	14-7	295.90	309.90	198.75	
BALZER	6514	POR	POR	POR	H&S	H&S "500"16'	POR	POR	198.20	KNIGHT	17-7	357.72	383.58	198.75	
BALZER	6516	POR	POR	POR	INT. HARV	51,14'	373.60	421.14	POR	KNIGHT	20-7	414.82	447.18	198.75	
BALZER	6518	POR	POR	POR	INT. HARV	51,16'	422.98	476.62	POR	KNIGHT	Barge Box 15'	357.72	383.58	—	
DANCO	14'	POR	POR	POR	INT. HARV	61	POR	POR	—	KNIGHT	Barge Box 18'	414.82	447.18	—	
DANCO	16'	372.88	397.38	POR	INT. HARV	105,110,14'	302.91	343.36	—	LAMCO	Rex 14'	311.71	349.14	POR	
DION	Forage Box	POR	POR	—	INT. HARV	105,110,16'	341.87	386.72	—	LAMCO	Rex 16'	351.71	393.18	POR	
GEHL	80,81,82	299.66	313.68	193.40	INT. HARV	120,14'	311.71	349.14	—	MEYERS	416,14'	POR	POR	POR	
GEHL	83,84,86	299.66	313.68	193.40	INT. HARV	120,16'	351.71	393.18	—	MEYERS	418,14'	POR	POR	POR	
GEHL	610,640,14'	338.80	366.88	—	INT. HARV	130,15'	330.14	369.48	—	MEYERS	516,14'	POR	POR	POR	
GEHL	610,640,16'	389.70	423.52	—	INT. HARV	130,18'	397.56	445.80	—	MEYERS	518,16'	POR	POR	POR	
GEHL	620,630,14'	348.80	376.88	—	JOHN DEERE	110	POR	POR	—	MEYERS	600,16'	POR	POR	POR	
GEHL	620,630,16'	399.70	433.52	—	JOHN DEERE	112	295.90	314.82	POR	MEYERS	600,18'	POR	POR	POR	
GEHL	700,710,810	305.58	323.04	185.73	JOHN DEERE	115	365.42	388.50	POR	NEW					
GEHL	910,920,14'	308.63	323.04	185.73	JOHN DEERE	122	295.90	314.82	POR	HOLLAND	3	473.94	446.04	POR	
GEHL	910,920,16'	334.48	353.92	185.73	JOHN DEERE	125	365.42	388.50	POR	NEW					
GEHL	940,960,14'	308.63	323.04	185.73	JOHN DEERE	214,14'	311.64	331.74	169.20	NEW					
GEHL	940,960,16'	334.48	353.92	185.73	JOHN DEERE	216,16'	394.56	417.00	169.20	HOLLAND	6	544.90	514.08	POR	
					JOHN DEERE	714,14'	337.24	362.94	197.50	HOLLAND					
					JOHN DEERE	716,16'	390.30	415.56	197.50	NEW					
					KASTEN	Kwik-Load 20 14'	323.86	320.58	—	HOLLAND	8	368.68	389.82	POR	—
					KASTEN	Kwik-Load 20 16'	376.38	401.76	—	PAPEC	140	323.86	322.26	—	—
										PAPEC	160	376.38	391.50	—	—

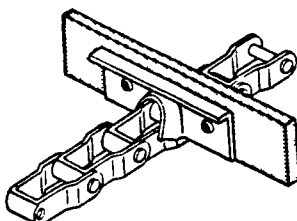


FREE FREIGHT ON ALL CONVEYORS



T-BAR CHAIN

T67 Plain Link	75 link
T-67 Attachment Link	1 49 link



667H SINGLE CONVEYOR CHAIN WITH RUBBER PADDLE

\$5.88 per ft.
(For BUTLER, JAMESWAY, CLAY, etc.)

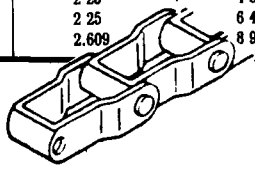
ROLLER CHAIN

Chain No.	Chain Pitch	Cottarod	Riveted
35	3/8"	—	83
40	1/2"	—	88
50	5/8"	—	1 19
60	3/4"	1 86	1 42
80	1"	3 13	2 89
100	1 1/4"	5 98	5 71
120	1 1/2"	8 54	8 19

Other sizes available 25 to 200 from single strand to six strand

PINTLE CHAIN

CHAIN NO.	PITCH	PRICE PER FT.
662	1 664	3 44
667H	2 313	3 34
667J	2 25	4 84
667K	2 25	4 84
667X	2 25	6 46
88K	2.609	8 90



STEEL DETACHABLE CHAIN

CHAIN NO.	PRICE FT.
25	82
32	83
42	1 05
45	99
52	1 21
55	1 12
62	1 51
62H	1 85
67	1 61
67H	2.01
67XH	2.54

AGRICULTURAL ROLLER CHAIN

CHAIN NO.	PRICE/FT.
A2040	95
C2040	1 12
A2050	1 18
C2050	1 38
A2060	1 84
C2060H	2 83
A550	3 78
CA550	3 78
CA555	3 78
A620	4 46
CA620	4 46

NEW HOLLAND BALER UPPER CHAIN

MODEL	N.H. PART NO.	PRICE
845	704545	375.60
846 & 847	634335	398.68
849	273260	509.94
850	679303	467.77
851 & 852	679768	570.60
855	786717	936.00

POR - Price On Request

CORN HEAD GATHERING CHAINS

MAKE	PART NO.	MODEL NO'S	PRICE
ALLIS CHALMERS	536109	2A,3E,2N,3A,3H, 4C,A420,E420, C620,C820,H330, E330,C430,C630, C435,H240,E240, C440	23 12
	561228	FLA30-GL440	26 40
	573840	1973-76 Low Profile	32 28
	574793	All models 1977-79 Heads	35 84
JOHN DEERE	AN102009	243,244,343, 344,443,444, 543,546,642, 643,644,645, 842,843	31 00
	AN102009	243,244,343, 344,443,444, 543,546,642, 643,644,645, 842,843	31 00
INT. HARV	176-279 C91	All 800 Series Heads 823,824, 833,834,843,844, 853,854,863,864, 873,874,883	31 00
MASSEY FERG.	241-090-M1	22,321,322,33, 421,422,43,63, 621	29 84
OLIVER & MINN MOLINE	511142E	522,525,531,535, 541,544,545,555, 561,H942,H944, H953,H954	44 64
AVCO-NEW IDEA	713167R 713168L	723,724,725,726 723,724,725,726	44 20 44 20
WHITE FARM EQ	31-1669933	702,703,704,705, 706	29 86

NEW HOLLAND BALER FLOOR CHAINS

HW NO.	CHAIN/WATT	PRICE
268/66	CA550/C5E	57 85
714619	CA550/C5E	53 96
710395	CA550/C5EB	80 43
718096	CA550/C5EB	66 85

PRATT MANUFACTURING INC.

CALL TOLL FREE 800-342-3522

ALL MFG'S NAMES, NUMBERS, SYMBOLS, DESCRIPTIONS AND PRICES ARE USED FOR REFERENCE PURPOSES ONLY AND IT IS NOT IMPLIED THAT ANY PART LISTED IS THEIR PRODUCT