

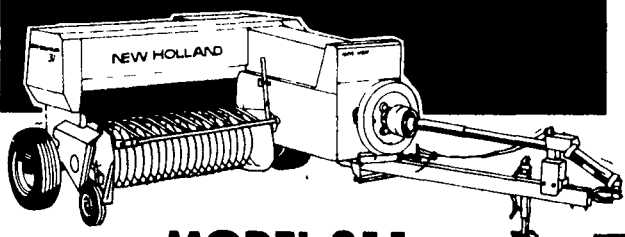
AT NEW HOLLAND OUR SQUARE BALER CHOICES MAKE US THE FIRST CHOICE IN BALERS

That's Right! New Holland Balers Are The Most Popular In North America. One Reason Is We Offer Many Choices. Three Models Are Available In The 14x18 Size Category Each With Many Options; And Each Of These Balers Can Be Equipped With Either A Belt Type, Mechanical Or Hydraulic Drive Thrower Or Hydraulic Kicker. Choose From The Leader -- Choose New Holland.

SELECT THE FINANCING METHOD THAT SUITS YOUR FARM

- EXTENDED WAIVER OF FINANCE
- LOW PERCENTAGE RATE FINANCING
- SPECIAL DIVIDENDS FOR NOT USING NEW HOLLAND FINANCING

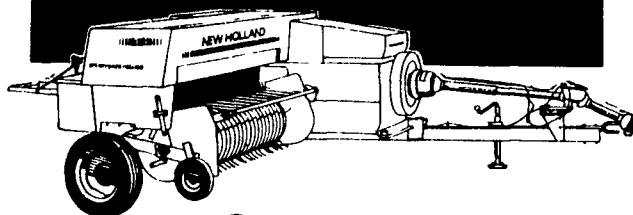
The new
"old reliable."



MODEL 311

- Pickup 61½"
- Weight 2790 Lbs.
- Curved Pick Up Teeth
- Feed Opening 258 Sq. In.
- 79 Strokes/Minute
- 2 Or 3 Joint P.T.O.
- Flow Action Feeding System

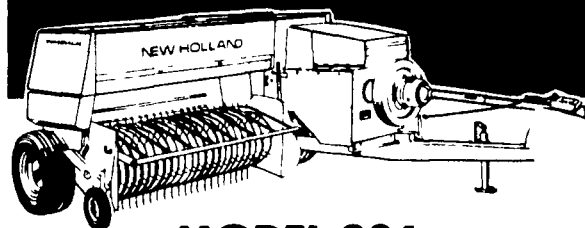
Latest in the
best-selling
14" x 18" line.



MODEL 316


- Twine Or Wire
- Pickup 67½"
- Weight 3215 Lbs.
- Curved Pick Up Teeth
- Feed Opening 299 Sq. In.
- 79 Strokes/Minute
- Flow Action Feeding System

Top of
the line.



MODEL 326

- Twine Or Wire
- Pick Up 72¼"
- Weight 3440 Lbs.
- Curved Pick Up Teeth
- Feed Opening 299 Sq. In.
- 93 Strokes/Minute
- Flow Action Feeding System



TAKE YOUR CHOICE "KICKER" OR "THROWER"

The Model 70 Is PTO OR Hydraulic Driven With Variable Speed Belt Control Either Mechanical or Electrical. It Will Handle Bales Up to 80 Lbs. And 36" In Length. This Thrower Will Keep Pace With Any Baling Operation. Our Hydraulic Model 75 Tosses 27" to 41" Twine Or Wire Tie Bales. Electric Control Or Manual - Hydraulic Control From The Tractor Seat Easily Adjusts Distance And Bale Direction. All Types Of Wagons Are Loaded Easily, Especially Those With High Front Gates.

