

# MANURE SPREADER CONVEYOR CHAINS


| MAKE       | MODEL       | APRON PRICE<br>PINTLE CHAIN | APRON PRICE<br>T-BAR CHAIN | MAKE         | MODEL   | APRON PRICE<br>PINTLE CHAIN | APRON PRICE<br>T-BAR CHAIN | MAKE        | MODEL       | APRON PRICE<br>PINTLE CHAIN | APRON PRICE<br>T-BAR CHAIN |
|------------|-------------|-----------------------------|----------------------------|--------------|---------|-----------------------------|----------------------------|-------------|-------------|-----------------------------|----------------------------|
| ALLIS      | 281-140S    | 300.20                      | 295.48                     | INT. HARV    | 320     | 361.67                      | 383.84                     | MEYERS      | 125-A       | POR                         | POR                        |
| CHALMERS   | 299-180S    | 344.36                      | 340.80                     | INT. HARV    | 530     | 369.90                      | 317.76                     | MEYERS      | 145-A       | POR                         | POR                        |
| BADGER     | 100         | 311.14                      | 304.86                     | INT. HARV.   | 540     | 397.90                      | 357.76                     | MEYERS      | 160-A       | POR                         | POR                        |
| BADGER     | 150         | 339.72                      | 334.00                     | INT. HARV.   | 550,555 | 466.65                      | 425.28                     | MEYERS      | 225-A,300-A | POR                         | POR                        |
| BADGER     | 160         | 359.72                      | 350.08                     | INT. HARV.   | 560     | 556.08                      | 503.52                     | MEYERS      | 350-A       | POR                         | POR                        |
| BADGER     | 200         | 328.04                      | 315.68                     | INT. HARV.   | 570     | 287.10                      | 235.88                     | NEW HOLLAND | 220,202,220 | 263.14                      | 262.70                     |
| BADGER     | 205         | 406.64                      | 394.80                     | INT. HARV.   | 575     | 378.08                      | 303.92                     | NEW HOLLAND | 221,222     | 263.14                      | 262.70                     |
| BADGER     | 3210        | POR                         | POR                        | INT. HARV.   | 580     | 326.39                      | 275.12                     | NEW HOLLAND | 213         | 243.96                      | 237.84                     |
| BADGER     | 3260        | POR                         | POR                        | INT. HARV.   | 595     | 484.80                      | 389.76                     | NEW HOLLAND | 300,336     | 291.24                      | 297.30                     |
| BADGER     | 3330        | POR                         | POR                        | JOHN DEERE   | 33      | 272.37                      | 285.60                     | NEW HOLLAND | 470,475     | 373.16                      | 383.30                     |
| BALZER     | 240         | POR                         | POR                        | JOHN DEERE   | 34      | 347.14                      | 290.36                     | NEW HOLLAND | 510,511,512 | 306.78                      | 306.88                     |
| BALZER     | 410         | POR                         | POR                        | JOHN DEERE   | 40      | 354.40                      | 311.22                     | NEW HOLLAND | 513         | 318.76                      | 313.04                     |
| BALZER     | 440         | POR                         | POR                        | JOHN DEERE   | 44      | 406.78                      | 347.52                     | NEW HOLLAND | 516,517,518 | 373.36                      | 360.32                     |
| BALZER     | 515         | POR                         | POR                        | JOHN DEERE   | 660     | 538.80                      | 394.84                     | NEW HOLLAND | 519         | 385.08                      | 393.84                     |
| BALZER     | 700         | POR                         | POR                        | JOHN DEERE   | 680     | 513.63                      | 403.72                     | NEW HOLLAND | 675,676,677 | 497.80                      | 484.64                     |
| CASE       | 180         | 377.04                      | 370.10                     | KASTEN       | 175     | 342.48                      | 338.72                     | NEW HOLLAND | 679         | 523.99                      | 484.00                     |
| GEHL       | 180         | 339.04                      | 335.34                     | KASTEN       | 250     | 415.10                      | 425.08                     | NEW HOLLAND | 790         | 816.22                      | 573.40                     |
| GEHL       | 250         | 408.10                      | 386.92                     | KASTEN       | 270     | 395.30                      | 400.32                     | NEW HOLLAND | 791         | 874.28                      | 640.28                     |
| GEHL       | 350         | 368.65                      | 324.48                     | KASTEN       | 325     | 496.40                      | 480.96                     | NEW HOLLAND | 800         | 488.14                      | 404.72                     |
| H&S        | 180         | 366.84                      | 353.84                     | KASTEN       | 180     | 364.92                      | 354.56                     | NEW IDEA    | 211         | 237.28                      | 234.50                     |
| H&S        | 220         | 366.84                      | 353.84                     | KNIGHT       | 250,252 | 398.48                      | 403.68                     | NEW IDEA    | 212         | 291.70                      | 292.04                     |
| H&S        | 295         | 490.10                      | 482.88                     | KNIGHT       | 350     | 337.08                      | 324.48                     | NEW IDEA    | 213,217     | 356.12                      | 351.28                     |
| H&S        | 350         | 530.20                      | 511.18                     | KNIGHT       | 410     | 396.28                      | 371.28                     | NEW IDEA    | 214         | 396.66                      | 406.80                     |
| INT. HARV. | 40          | 344.68                      | 351.20                     | KNIGHT       | 500     | 396.04                      | 391.44                     | NEW IDEA    | 218         | 527.44                      | 479.64                     |
| INT. HARV  | 101,102,103 | 231.36                      | 228.34                     | MASSEY FERG  | 110,130 | 266.20                      | 267.12                     | NEW IDEA    | 224         | 539.60                      | 544.32                     |
| INT. HARV  | 150,155,160 | 344.66                      | 351.20                     | MASSEY FERG. | 160     | 295.82                      | 306.00                     | NEW IDEA    | 243         | 411.88                      | 374.64                     |
| INT. HARV  | 275         | 368.18                      | 353.84                     | MASSEY FERG. | 205     | 393.72                      | 394.80                     | NEW IDEA    | 244         | 527.44                      | 479.64                     |
|            |             |                             |                            | MASSEY FERG. | 721     | 359.60                      | 353.44                     | NEW IDEA    | 245         | 539.60                      | 544.32                     |
|            |             |                             |                            | MASSEY FERG. | 724     | 393.92                      | 400.42                     |             |             |                             |                            |
|            |             |                             |                            | MASSEY FERG. | 727     | 443.92                      | 439.44                     |             |             |                             |                            |

# FORAGE BOX CONVEYOR CHAINS

| MAKE   | MODEL       | APRON PRICE<br>PINTLE CHAIN | APRON PRICE<br>T-BAR CHAIN | PRICE PINTLE<br>CROSS-CONVEY<br>CHAIN | MAKE       | MODEL        | APRON PRICE<br>PINTLE CHAIN | APRON PRICE<br>T-BAR CHAIN | PRICE PINTLE<br>CROSS-CONVEY<br>CHAIN | MAKE    | MODEL     | APRON PRICE<br>PINTLE CHAIN | APRON PRICE<br>T-BAR CHAIN | PRICE PINTLE<br>CROSS-CONVEY<br>CHAIN |
|--------|-------------|-----------------------------|----------------------------|---------------------------------------|------------|--------------|-----------------------------|----------------------------|---------------------------------------|---------|-----------|-----------------------------|----------------------------|---------------------------------------|
| BADGER | 840         | POR                         | POR                        | POR                                   | H&S        | Loadmaster   | POR                         | POR                        | -                                     | KASTEN  | 21,14'    | 307.83                      | 330.48                     | -                                     |
| BADGER | BN950,14'   | 333.12                      | 316.14                     | 196.12                                | H&S        | XL14'        | POR                         | POR                        | -                                     | KASTEN  | 21,16'    | 349.30                      | 376.20                     | -                                     |
| BADGER | BN950,16'   | 372.72                      | 360.96                     | 196.12                                | H&S        | Loadmaster   | POR                         | POR                        | -                                     | KASTEN  | Power Box | 323.86                      | 320.58                     | -                                     |
| BADGER | 1060        | POR                         | POR                        | POR                                   | H&S        | XL16'        | POR                         | POR                        | -                                     | KASTEN  | 14'       | -                           | -                          | -                                     |
| BALZER | 5014        | POR                         | POR                        | POR                                   | H&S        | Loadmaster   | POR                         | POR                        | -                                     | KASTEN  | Power Box | 376.38                      | 368.16                     | -                                     |
| BALZER | 6514        | POR                         | POR                        | POR                                   | H&S        | XL18'        | POR                         | POR                        | -                                     | KNIGHT  | 14-7      | 295.90                      | 309.90                     | 196.75                                |
| BALZER | 6516        | POR                         | POR                        | POR                                   | H&S        | H&S "500"14' | POR                         | POR                        | 196.20                                | KNIGHT  | 17-7      | 357.72                      | 363.58                     | 196.75                                |
| BALZER | 6518        | POR                         | POR                        | POR                                   | H&S        | H&S "500"16' | POR                         | POR                        | 196.20                                | KNIGHT  | 20-7      | 414.82                      | 447.18                     | 196.75                                |
| DANCO  | 14'         | POR                         | POR                        | POR                                   | INT. HARV. | 51,14'       | 373.60                      | 421.14                     | POR                                   | KNIGHT  | Barge Box | 357.72                      | 363.58                     | -                                     |
| DANCO  | 16'         | 372.88                      | 397.38                     | POR                                   | INT. HARV. | 51,16'       | 422.98                      | 476.62                     | POR                                   | KNIGHT  | 15'       | -                           | -                          | -                                     |
| DION   | Forage Box  | POR                         | POR                        | -                                     | INT. HARV. | 61           | POR                         | POR                        | -                                     | KNIGHT  | Barge Box | 414.82                      | 447.18                     | -                                     |
| GEHL   | 80,81,82    | 299.66                      | 313.68                     | 193.40                                | INT. HARV  | 105,110,14'  | 302.91                      | 343.36                     | -                                     | LAMCO   | Rex 14'   | 311.71                      | 349.14                     | POR                                   |
| GEHL   | 83,84,86    | 299.66                      | 313.68                     | 193.40                                | INT. HARV  | 105,110,16'  | 341.87                      | 386.72                     | -                                     | LAMCO   | Rex 16'   | 351.71                      | 393.18                     | POR                                   |
| GEHL   | 610,640,14' | 338.80                      | 366.88                     | -                                     | INT. HARV  | 120,14'      | 311.71                      | 349.14                     | -                                     | MEYERS  | 416,14'   | POR                         | POR                        | POR                                   |
| GEHL   | 610,640,16' | 389.70                      | 423.52                     | -                                     | INT. HARV  | 120,16'      | 351.71                      | 393.18                     | -                                     | MEYERS  | 418,14'   | POR                         | POR                        | POR                                   |
| GEHL   | 620,630,14' | 348.80                      | 376.88                     | -                                     | INT. HARV  | 130,15'      | 330.14                      | 369.48                     | -                                     | MEYERS  | 516,14'   | POR                         | POR                        | POR                                   |
| GEHL   | 620,630,16' | 399.70                      | 433.52                     | -                                     | INT. HARV. | 130,18'      | 397.56                      | 445.80                     | -                                     | MEYERS  | 518,16'   | POR                         | POR                        | POR                                   |
| GEHL   | 700,710,810 | 305.58                      | 323.04                     | 185.73                                | JOHN DEERE | 110          | POR                         | POR                        | POR                                   | MEYERS  | 600,16'   | POR                         | POR                        | POR                                   |
| GEHL   | 910,920,14' | 308.63                      | 323.04                     | 185.73                                | JOHN DEERE | 112          | 295.90                      | 314.82                     | POR                                   | MEYERS  | 600,18'   | POR                         | POR                        | POR                                   |
| GEHL   | 910,920,16' | 334.48                      | 353.92                     | 185.73                                | JOHN DEERE | 115          | 365.42                      | 386.50                     | POR                                   | NEW     | 3         | 473.94                      | 446.04                     | POR                                   |
| GEHL   | 940,960,14' | 308.63                      | 323.04                     | 185.73                                | JOHN DEERE | 122          | 295.90                      | 314.82                     | POR                                   | HOLLAND | 6         | 544.90                      | 514.08                     | POR                                   |
| GEHL   | 940,960,16' | 334.48                      | 353.92                     | 185.73                                | JOHN DEERE | 125          | 365.42                      | 386.50                     | POR                                   | HOLLAND | NEW       | -                           | -                          | -                                     |
|        |             |                             |                            |                                       | JOHN DEERE | 214,14'      | 311.64                      | 331.74                     | 189.20                                | HOLLAND | 8         | 368.68                      | 389.82                     | POR                                   |
|        |             |                             |                            |                                       | JOHN DEERE | 216,16'      | 394.56                      | 417.00                     | 189.20                                | PAPEC   | 140       | 323.86                      | 322.26                     | -                                     |
|        |             |                             |                            |                                       | JOHN DEERE | 714,14'      | 337.24                      | 362.94                     | 197.50                                | PAPEC   | 160       | 376.38                      | 391.50                     | -                                     |
|        |             |                             |                            |                                       | JOHN DEERE | 716,16'      | 390.30                      | 415.56                     | 197.50                                |         |           |                             |                            |                                       |
|        |             |                             |                            |                                       | KASTEN     | Kwik-Load    | 323.86                      | 320.58                     | -                                     |         |           |                             |                            |                                       |
|        |             |                             |                            |                                       | KASTEN     | 20,14'       | -                           | -                          | -                                     |         |           |                             |                            |                                       |
|        |             |                             |                            |                                       | KASTEN     | Kwik-Load    | 376.38                      | 401.76                     | -                                     |         |           |                             |                            |                                       |
|        |             |                             |                            |                                       |            |              |                             |                            |                                       |         |           |                             |                            |                                       |

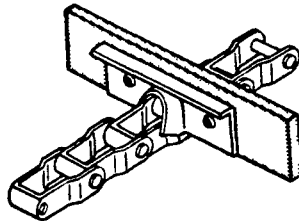


## FREE FREIGHT ON ALL CONVEYORS



### T-BAR CHAIN

|                      |           |
|----------------------|-----------|
| T67 Plain Link       | 75 link   |
| T-67 Attachment Link | 1.49 link |



### 667H SINGLE CONVEYOR CHAIN WITH RUBBER PADDLE

**\$5.88 per ft.**  
(For BUTLER, JAMESWAY, CLAY, etc.)

### CORN HEAD GATHERING CHAINS

| MAKE                 | PART NO.        | MODEL NO'S   | PRICE       |
|----------------------|-----------------|--|-------------|
| ALLIS CHALMERS       | 536109          | 2A, 3E, 2N, 3A, 3H, 4C, A420, E420, C620, C820, H330, E330, C430, C630, C435, H240, E240, C440 | 23.12       |
|                      | 561228          | FL430-GL440  | 26.40       |
|                      | 573640          | 1973-76 Low Profile  | 32.28       |
|                      | 574793          | All models 1977-79 Heads   | 35.84       |
| JOHN DEERE           | AN102009        | 243,244,343, 344,443,444, 543,546,642, 643,644,645, 842,843                                    | 31.00       |
|                      | AN102009        | 243,244,343, 344,443,444, 543,546,642, 643,644,645, 842,843                                    | 31.00       |
| INT HARV             | 176-279 C91     | All 800 Series Heads 823,824, 833,834,843, 844, 853,854,863,864, 873,874,883                   | 31.00       |
| MASSEY FERG.         | 241-090-M1      | 22,321,322,33, 421,422,43,63, 621  | 29.84       |
| OLIVER & MINN MOLINE | 511142E         | 522,525,531,535, 541,544,545,555, 561,H942,H944, H953,H954                                     | 44.64       |
| AVCO-NEW IDEA        | 713167R 713168L | 723,724,725,726 723,724,725,726  | 44.20 44.20 |
| WHITE FARM EQ        | 31-1680933      | 702,703,704,705, 706   | 29.86       |

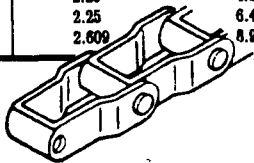
### ROLLER CHAIN

| Chain No. | Chain Pitch | Cottared | Riveted |
|-----------|-------------|----------|---------|
| 35        | 3/8"        | -        | .83     |
| 40        | 1/2"        | -        | .86     |
| 50        | 5/8"        | -        | 1.19    |
| 60        | 3/4"        | 1.86     | 1.42    |
| 80        | 1"          | 3.13     | 2.89    |
| 100       | 1 1/4"      | 5.98     | 5.71    |
| 120       | 1 1/2"      | 8.54     | 8.19    |

Other sizes available 25 to 200 from single strand to six strand

### PINTLE CHAIN

| CHAIN NO. | PITCH | PRICE PER FT. |
|-----------|-------|---------------|
| 662       | 1.664 | 3.44          |
| 667H      | 2.313 | 3.34          |
| 667J      | 2.25  | 4.84          |
| 667X      | 2.25  | 4.84          |
| 667K      | 2.25  | 6.46          |
| 88K       | 2.809 | 8.90          |



### NEW HOLLAND BALER UPPER CHAIN

| MODEL     | N.H. PART NO. | PRICE  |
|-----------|---------------|--------|
| 845       | 704545        | 375.80 |
| 846 & 847 | 634335        | 396.68 |
| 849       | 273260        | 508.94 |
| 850       | 679303        | 487.77 |
| 851 & 852 | 679768        | 570.60 |
| 855       | 786717        | 936.00 |

### STEEL DETACHABLE CHAIN

| CHAIN NO. | PRICE FT. |
|-----------|-----------|
| 25        | .82       |
| 32        | .83       |
| 42        | 1.05      |
| 45        | .99       |
| 52        | 1.21      |
| 55        | 1.12      |
| 62        | 1.51      |
| 62H       | 1.85      |
| 67        | 1.61      |
| 67H       | 2.01      |
| 67XH      | 2.54      |

### AGRICULTURAL ROLLER CHAIN

| CHAIN NO. | PRICE FT. |
|-----------|-----------|
| A2040     | .95       |
| C2040     | 1.12      |
| A2050     | 1.18      |
| C2050     | 1.38      |
| A2060     | 1.84      |
| C2060H    | 2.83      |
| A550      | 3.78      |
| CA550     | 3.78      |
| CA555     | 3.78      |
| A620      | 4.46      |
| CA620     | 4.46      |

### NEW HOLLAND BALER FLOOR CHAINS

| NO. NO. | CHAIN/ATT  | PRICE |
|---------|------------|-------|
| 268/66  | CA550/CSE  | 57.85 |
| 714619  | CA550/CSE  | 53.96 |
| 710395  | CA550/CSEB | 80.43 |
| 718096  | CA550/CSEB | 66.85 |

POR - Price On Request

# PRATT MANUFACTURING INC.

CALL TOLL FREE 800-342-3522

ALL MFG'S NAMES, NUMBERS, SYMBOLS, DESCRIPTIONS AND PRICES ARE USED FOR REFERENCE PURPOSES ONLY AND IT IS NOT IMPLIED THAT ANY PART LISTED IS THEIR PRODUCT.

