

Bradford Co. DHIA

Owner Name or No.	Brd.	Age	Days In Milk	Lbs. Milk	% Fat	Lbs. Fat
(Continued from Page D22)						
63		3	5	305	20,382	807
Allen Andrews		3	7	305	25,109	939
Starlit		3	3	305	23,930	863
Pepsi		3	3	305	20,532	831
Sandy		3	6	305	21,783	841
Robert Cory		3	6	305	21,783	841
42		3	6	305	21,783	841
Ter-Mar Farm		3	4	305	19,636	775
Rainbow		3	4	305	19,636	775
Milton Sherman		3	6	305	22,149	787
282		3	6	303	23,491	807
24		3	6	305	20,201	812
Earl Gamble		3	6	305	20,201	812
Sue		3	6	305	20,201	812
Wilford Heater		3	4	305	24,258	941
Agnes		3	4	305	24,258	941
Snowcrest Farm		3	6	305	29,313	866
Polly		3	6	305	29,313	866
Lewis & Lois Alderson		3	4	305	22,010	852
Sylvia		3	4	305	22,010	852
Harold Warner & Sons		3	0	305	20,501	838
Vivian		3	0	305	20,501	838
Elsbree Brothers		3	7	305	16,502	765
141		3	7	305	16,502	765
Calkins Farm		3	4	305	19,922	786
Pea		3	4	305	19,922	786
Gary & Donna Ayres		3	4	305	22,280	805
23		3	4	305	22,280	805
Abraham Derstine		3	4	305	22,700	930
Judy 57		3	0	296	21,332	877
Lisa		3	0	296	21,332	877
David Page		3	5	305	24,590	760
Rosita		3	5	305	24,590	760
Scott & Lynn Cook		3	5	305	24,590	760

moily		3	8	305	18,635	786
Hermit Hill Farm		3	3	285	18,425	837
Tina		3	3	285	18,425	837
Valley View Farm		3	3	305	17,934	766
Pattie		3	3	305	17,934	766
Matt Will B&W		3	5	291	21,158	806
May		9	7	305	24,854	787
Diane		9	7	305	24,854	787
Leona Holsteins		3	6	296	23,686	789
Beal		3	6	296	23,686	789
WTR Brown		3	6	281	19,841	789
8		3	6	281	19,841	789
Tom-Elaine Comstock		3	5	305	24,273	979
Milly		3	5	305	24,273	979
Michael & Becky Freeborn		3	8	305	20,628	754
121		3	8	305	20,628	754
Ivy		3	5	305	18,936	838
Peter Solowiej		3	4	305	22,415	764
Vicki 21		3	4	305	22,415	764
Saxtonaire Holsteins		3	4	305	22,350	772
Denise		3	4	305	22,350	772
Pearl		3	3	305	25,511	821
Stephen & Marcia Gary		3	5	305	21,819	762
Diney		3	5	305	21,819	762
Gary Ferguson		3	4	305	20,931	755
Mertie		3	4	305	20,931	755
Romaine & Jef Sechrist		3	5	305	19,824	885
Kitty 25		3	5	305	19,824	885
George & Ronald Ross		3	6	305	21,273	777
59		3	6	305	21,273	777
Merle & Leslie Wanck		3	5	303	20,232	756
Toni		3	5	303	20,232	756

dhia
Pennsylvania Dairy Herd Improvement Association

Luzerne County DHIA Monthly Report

LUZERNE COUNTY DHIA
February, 1986

Paul Stoss Jr	R&GrH	20.3	84.3	21,281	830
Robert Hough	RH	57.7	86.9	19,170	736
Carl E Troxell	R&GrH	58.0	88.9	18,159	682
Pecora Bros	R&GrH	172.4	88.7	19,132	680

COWS FINISHING THEIR LACTATION PERIOD
OVER 500 LBS. BUTTERFAT AND/OR PROTEIN

Fred Schultz	RH	4.7	305	19,877	4.0	801
Velma 60	RH	5.4	294	17,079	4.6	789
Faihopity Farms	RH	3.4	305	23,162	3.5	812
162 Janv	RH	2.4	305	19,788	3.8	753
Pecora Bros	RH	5.3	305	21,984	4.3	944
33-1760	RH	6.1	305	20,561	4.3	892
28-1838	RH	3.5	303	17,449	4.9	850
Carl E Troxell	RH	3.2	305	26,236	3.5	931
60	RH	3.4	302	23,436	3.9	916
Larry Baron	RH	3.4	302	23,436	3.9	916
Terr 102	RH	3.4	302	23,436	3.9	916
Paul Stoss Jr	RH	3.4	302	23,436	3.9	916
Inch-11	RH	3.4	302	23,436	3.9	916
Rachi 18	RH	3.4	302	23,436	3.9	916
Dixie 21	RH	3.4	302	23,436	3.9	916



**READ
LANCASTER FARMING
FOR COMPLETE
AND UP-TO-DATE
MARKET REPORTS**

**MOST TRACTORS IN STOCK
READY TO GO - SPRING SPECIALS**

Belarus

- Real fuel misers
- Low maintenance cost
- Easy to work on
- Excellent parts/service support second to none

Belarus Warranty Included In Price

BUY FROM YOUR FACTORY DIRECT DEALER


ROVENDALE SUPPLY

Exit 31, Rt. I-80 to 180 (Old Rt. 147)
to Watsonstown Exit (You Are There!)

Butler, Jamesway, Berg, Farmway, Fibordome, Big A Parts

Ph. 717-538-5521 or 742-7521

Toll Free PA 1-800-232-DALE



BUY THE BEST



MODEL	HP	REG	NET CASH
250	Plus	29	\$8,900. \$4,185.
400	Freight	57	\$12,000. \$8,375.
420 4WD	& Dealer	57	\$14,001. \$10,200.
500	Prop.	70	\$13,200. \$9,905.
520 4WD	Less	70	\$17,950. \$11,905.
611	Tradein	80	\$15,727. \$11,905.
600		85	\$18,635. \$10,905.
620 4WD		85	\$18,500. \$13,500.
622 4WD w/Cab		85	\$21,005. \$15,400.
620 4WD		100	\$22,795. \$18,150.
622 4WD w/Cab		100	\$25,850. \$20,905.
1500c		105	\$42,005. \$30,905.
Engine Ideal for 29 Skid Loader			\$2,595. \$2,395.
Lima Mowrre Shurry Spreader, 450 Ga.			\$7,200. \$5,905.

M-F
8-8
Sat. 8-5



ALUMINUM GOOSENECK TRAILERS



ATTENTION FARMERS & LIVESTOCK HAULERS:

ALUMINUM EBY GOOSENECK TRAILERS, Standard Specifications:

LENGTHS AVAILABLE: 14' to 28' (longer lengths available as option)
WIDTHS: 96" Standard - 102" Optional
HEIGHT: 6'6" Standard - 7'6" Optional

A versatile, lightweight, Eby aluminum stock trailer is built to provide years of maintenance free service. An Eby trailer is custom built to fit your individual hauling needs - No mass production! We use only quality components and strong alloy aluminum to manufacture what may be the last trailer you'll ever buy.

CONSIDER THE FEATURES OF AN EBY ALL-ALUMINUM TRAILER

LIGHTWEIGHT
Eby stock trailers are 25-35% lighter than comparable steel trailers. Less weight means better fuel mileage or increased payload.

MAINTENANCE
Eby aluminum trailers won't rust. Welding and painting can cost you dollars in down time and repairs.

DURABILITY
Eby trailers are built tough. Quality components of 6061 alloy aluminum provide the ruggedness required in a livestock trailer.

For more information on the economical choice in livestock trailers, contact:

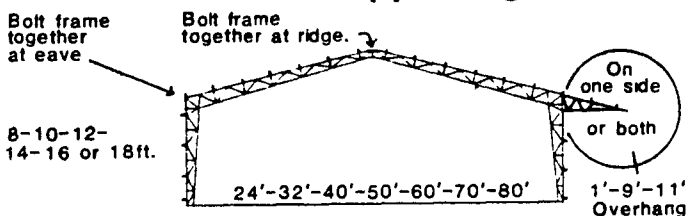
MH EBY, INC.

P.O. Box 127 Blue Ball, PA 17506
717/354-4971



PERMA BUILDINGS

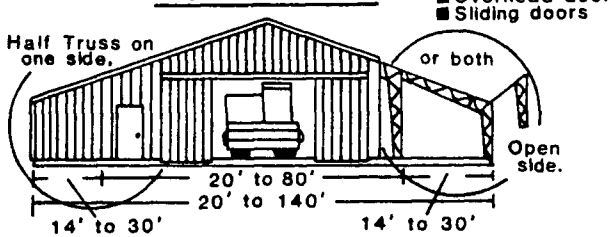
A size to suit your needs with or without Self-supporting Lean to.



FARM • COMMERCIAL • INDUSTRIAL

3"-12" Roof Pitch for more over head space.

For extra floor space at a low cost add a Half Truss



- OPEN CEILING-25% MORE USABLE SPACE.
- NO ROT-ONLY STEEL TOUCHING CONCRETE.
- EXPANDABLE-ADD ON LATER BY SIMPLY REMOVING ENDWALL SHEETING.

- EASY TO INSULATE.
- 40 YEAR WARRANTY ON STEEL COLUMN & TRUSS.
- 20 YEAR WARRANTY ON STEEL CLADDING.
- 8 MODELS TO CHOOSE FROM. CUSTOM DESIGN AVAILABLE.
- DO IT YOURSELF OR HAVE US ERECT IT FOR YOU.

Get Your FREE Perma book

To: PERMA BUILDING SYSTEMS
Box 166, RD #2
New Holland, PA 17557

Name _____
Address _____
Town/City _____ County _____
Telephone No. _____ Postal Code _____
I am interested in the following type of building:
Width _____ Length _____ Size of Door _____
Implement Shed Dairy Hog Other
Workshop Loose Housing Stable
Industrial Commercial Riding Arena
Date of Planning To Build _____

Fill out this card and mail it today

or Call Now
(717)
354-4740