

15% CASH DISCOUNT
On All Parts

YOU'RE INVITED TO...

OPEN HOUSE

HENRY S. LAPP'S
COFFEE AND DONUTS

AND SALE DAYS

WEDNESDAY, THURSDAY & FRIDAY, APRIL 2, 3 & 4

SPECIAL EVENTS DAY - FRIDAY, APRIL 4

- *Films on Equipment*
- *Representatives On Hand To Answer Questions*
- *Refreshments*

NEW VOLUMASTER™ Silage Distributor Unloader



A Rainbow Of Features

The Volumaster silage distributor/unloader offers all the best performance features in one machine. Only the Volumaster system uniformly packs more silage in and gets it out faster than ever. Plus, all components are easy-to-get-at for convenient service, and are designed to last longer with less maintenance.



SPECIAL Nuts & Bolts
85¢ Lb.



Dynavent




Bedding Choppers In Stock



WATER THAT WON'T QUIT

All Sizes In Stock

BIG JIM® Silage Handling System




Silage Distributor - Unloader
No More Climbing To The Top To Change Over

- ALL DONE FROM BOTTOM OF SILO**
- Lowest Cost Storage per ton
 - Best Distribution and Compaction
 - Automatic Raising for Fast filling
 - Quick Change over from Fill to Feed
 - Big Volume Feed Delivery
 - Profitable Return on Investment
 - And a Clean Silo Chute


Custom Built AIRLITE WINDOWS

- Choice of 6-Lite & 3-Lite
- Hot-Dip Galvanized Finish



The 6-lite model provides nine square feet of glass area and the 3-lite model provides 4½ square feet.

Weep holes in the lower sash frame drain moisture to the outside of the building.



We Manufacture SHUTTLE-STROKE BARN CLEANERS

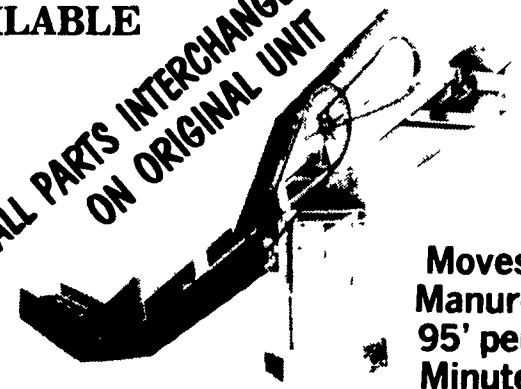
Plus All Accessories, Including Paddles, Pitman Bar, Heavy Duty Drive Chain, Etc.



CUSTOM MADE LIQUIMATIC ELEVATOR AVAILABLE

Replacement Chain And Paddles For Liquimatic Elevator Available.

ALL PARTS INTERCHANGEABLE ON ORIGINAL UNIT




Moves Manure 95' per Minute

RUBBER COW MATS AVAILABLE IN MOST SIZES 48x72 In Stock

GALVANIZED STEEL COLUMNS
Sizes - Every 6" From 6'6" To 10'

CUSTOM MADE GATES, PENS AND GUTTER GRATES

(Using Square Bar For Easier Cleaning)
Made To Your Specifications



BUTLER® WATER CUP DURABLE CONSTRUCTION

- Quality Cast Iron Construction.
- Rust Resistant Baked Porcelain Enamel Finish.
- Nose Plate Stopper For Added Durability.
- Easy Clean Design.

RELIABLE BRASS VALVE

- Cup Is Frost Resistant. No Cast Iron Parts Are Under Water Pressure.

★ SALES & SERVICE ON ALL JAMESWAY EQUIPMENT
★ INQUIRE WITH US FOR SILO PRICES OR COMPLETE COMPONENTS

WE SHIP PARTS UPS



HENRY S. LAPP

Box 175 R.D. 1 (Cains) Gap, PA 17527

YOU CAN COUNT ON US

PHONE (717) 442-8134