


QUALITY PRODUCTS FOR FARM AND HOME CARTER *Lumber*

POLE BARNNS

Includes Painted Steel Roofing & Siding.



32 x 40

1280 square feet of flexible space ideal for many uses such as livestock, trucks or machinery
FEATURES
 •11'9" floor to ceiling height
 •32 ft trusses engineered for 4 ft spacing
 •3 ft passage door
 •(2) 8' x 11' sliding doors

\$3,895

40 x 64

2560 square feet multi-purpose building ideal for many commercial and agricultural uses
FEATURES
 •11'9" floor to ceiling height
 •40' trusses engineered for 4 ft spacing
 •3 ft passage door
 •(2) 8' x 11' sliding doors
 •Optional 12' side door

\$6,495

56 x 80

Giant 4480 square feet multi-purpose building ideal for many commercial and agricultural uses
FEATURES
 •13'7" floor to ceiling height
 •56' trusses engineered for 4 ft spacing
 •3 ft passage door
 •(2) 12' x 13' sliding doors
 •Optional 12' side door

\$11,295

SQUARE BARN POLES Pressure Treated

	8'	10'	12'	14'	16'	18'	20'	22'	24'
4"x4"	3.89	5.75	6.89	7.19	8.45	—	—	—	—
4"x6"	6.49	8.15	10.85	12.65	15.25	18.79	20.89	—	—
6"x6"	12.65	15.05	16.89	20.49	23.99	30.49	33.79	40.75	45.15

FABRAL

METAL ROOFING & SIDING ©

STRONG RIB ALUMINUM

\$44.00

100 SQ. FT.
36" NET COVERAGE

GRAND RIB 3 GALVANIZED 29 GAUGE

\$34.00

100 SQ. FT.
36" NET COVERAGE

GRAND RIB 3 PAINTED STEEL 29 GAUGE


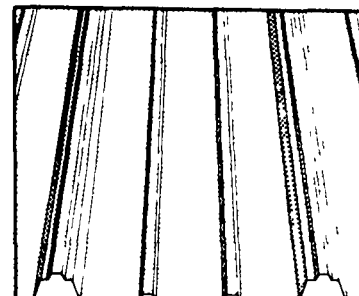
\$47.00

100 SQ. FT.
36" NET COVERAGE

1 1/4" CORRUGATED GALVANIZED 29 GAUGE

\$33.00

100 SQ. FT.



CUSTOM LENGTHS AVAILABLE AT NO EXTRA COST!
ASK FOR OUR LOW PRICES ON ROOF TRUSSES

4'x8' PLYWOOD

ASSOCIATION GRADE STAMP

	1/4"	3/8"	1/2"	5/8"	3/4"
GISEXTERIOR YP	—	10.59	13.55	15.99	18.65
CDEXTERIOR	—	7.39	7.59	10.95	13.29
T&G UNDERLAY	—	—	—	13.89	14.89


DIMENSION LUMBER

	8'	10'	12'	14'	16'	18'	20'
2"x4"	1.38	1.99	2.36	2.73	3.23	3.85	4.28
2"x6"	2.28	2.85	3.42	3.99	4.56	6.03	6.70
2"x8"	3.20	4.00	4.80	5.60	6.40	8.04	8.93
2"x10"	4.87	6.08	7.30	8.52	9.73	11.40	12.67
2"x12"	6.16	7.70	9.24	10.78	12.32	14.22	15.80

22', 24', 26' Lengths Available

celotex ©

Tuff-R SHEATHING



1/2"x4'x8' R-3.6	\$5.85
3/4"x4'x8' R-5.4	\$7.19
1"x4'x8' R-7.2	\$9.85

DRY WALL




- 1/2" thick
- Ideal to paint, wallpaper or panel on

4x8 Sheets **\$5.99**
4x12 Sheets **\$9.85**



GARAGE DOOR



From EVERITE DOOR CO.

- 4 panel - 4 section with windows
- Wood door
- Hardware and track included
- 9' x 7'

\$134.95

Onduline

The Lifetime Roofing

New Size Sheet 6'7" x 48"

- Easy to install
- New lifetime limited warranty

Reg \$9.29

SPECIAL NOW ONLY \$8.49 Per Sheet

7 Smooth Stock Colors
BLACK - BROWN - SILVER - RED - WHITE
GREEN - TAN



ALL-PURPOSE WAFERBOARD PANELS



- 7/16" x 4' x 8'
- For interior and exterior use

\$6.55

OPEN DAILY 7:30 to 6:00
SAT 7:30 to 5:00
6 DAYS A WEEK
DELIVERY AVAILABLE



LANCASTER, PA.	ELIZABETHTOWN, PA.	CARLISLE, PA.	CHAMBERSBURG, PA.	NORTHUMBERLAND, PA.	HARRISBURG, PA.
2275 Old Phila. Pike, Rt. 340 East	Rt 230 East	1840 Harrisburg Pike, US 11	2155 Wayne Road, Rt. 316 East	RD 1, US 11 North	7365 Allentown Blvd.
717-397-4829	717-367-1886	717-245-0404	717-263-0822	717-473-8311	717-545-4941

All Items Shown May Not Be In Stock At All Locations