

FACTORY CLEARANCE SALE

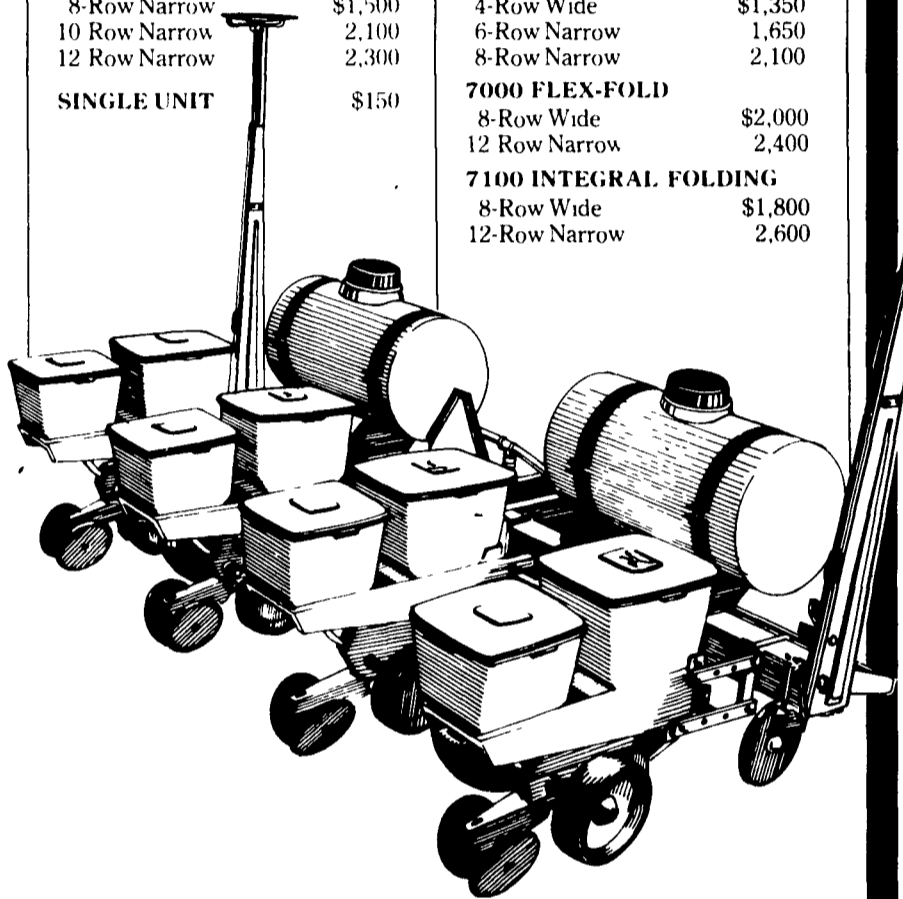
Save real money (up to \$8,600) on a Max-Emerge® planter (the real thing)

We're clearing Max-Emerge planters off our lot as John Deere gets ready to introduce a new planter line this fall. In the meantime, you can buy a new Max-Emerge planter—the most popular


planter line ever made—at thousands of dollars off list price.

So stop by today and price out a new Max-Emerge planter...while you still can.

MODEL	DISCOUNT	MODEL	DISCOUNT	MODEL	DISCOUNT
7000 DRAWN RIGID		7100 INTEGRAL SOY BEAN		7000 DRAWN CONSERVATION	
4-Row Wide	\$1,350	8-Row Narrow	\$1,500	4-Row Wide	\$1,350
4-Row Narrow	1,350	10 Row Narrow	2,100	6-Row Narrow	1,650
6 Row Wide	1,650	12 Row Narrow	2,300	8-Row Narrow	2,100
6-Row Narrow	1,650	SINGLE UNIT	\$150	7000 FLEX-FOLD	
8 Row Wide	2,100			8-Row Wide	\$2,000
8-Row Narrow	2,100			12 Row Narrow	2,400
12-Row Narrow	3,300			7100 INTEGRAL FOLDING	
7000 DRAWN FOLDING				8-Row Wide	\$1,800
8-Row Wide	\$3,500			12-Row Narrow	2,600
12-Row Narrow	4,000				
12-Row Wide	4,700				
16-Row Narrow	5,300				
18-Row Narrow	6,000				
24 Row Narrow	8,600				
7100 INTEGRAL RIGID					
4 Row Wide	\$1,200				
6 Row Narrow	1,350				
6-Row Wide	1,350				
6 Row Wide (Skip)	1,300				
8 Row Narrow	1,650				
8-Row Wide	1,650				
8-Row Wide (Skip)	1,500				
12-Row Narrow (Sugar Beet)	2,500				
SPLIT ROW ATTACHMENT					
5-row	(per row) \$225				



JOHN DEERE COMPACT DIESELS




17 to 37 horsepower
Big-tractor features
Small-tractor economy

John Deere compact diesels come in five models, so you can match horsepower to your needs. All are packed with performance features that make them small giants on any big job. More than 50 capacity matched attachments are available to keep the tractor you buy busy the year round. See us for a test drive soon.

Nothing Runs Like a Deere™

THE EFFICIENCY EXPERTS

44 to 67 horsepower
Outstanding fuel economy
2- or 4-wheel drive



We call the 1250, 1450 and 1650 Tractors the Efficiency Experts. They're built to work long and hard, then come back for more. And they do it all with fuel efficiency ratings that put them among the leaders in their power class. We have implements and attachments to keep these tractors working the year round. Stop in for a test drive soon.

Nothing Runs Like a Deere™

- LEHIGH AG EQUIPMENT**
Wescosville, PA
215-398-2553
- BARRETT EQUIPMENT**
Smicksburg, PA
814-257-8881
- H.R. GUTSHALL & SONS, INC.**
Carlisle, PA
717-249-2313
- LANDIS BROS. INC.**
Lancaster, PA
717-291-1046
- ROBERT G. HAMPTON, INC.**
Shiloh, NJ
609-451-9520
- FOSTER EQUIPMENT SALES**
Elmer, NJ
609-769-1535
- EVERGREEN TRACTOR CO., INC.**
Lebanon, PA
717-272-4641
- CLUGSTON FARM EQUIPMENT**
Needmore PA
717-573-2250
- M.S. YEARSLEY & SONS**
West Chester, PA
215-696-2990
- TOBIAS EQUIPMENT CO., INC.**
Halifax, PA
717-362-3132
- A.B.C. GROFF, INC.**
New Holland, PA
717-354-4191
- SMITH'S IMPLEMENTS, INC.**
Mercersburg, PA
717-328-2244
- CLUGSTON IMPLEMENT, INC.**
Chambersburg, PA
717-263-4103
- GEORGE V. SEIPLE & SON**
Easton, PA
215-258-7146
- MAKAREVICH BROS., INC.**
Hackettstown, NJ
201-852-4488
- SOLLENBERGER EQUIPMENT**
Everett, PA
814-652-5223
- KERMIT K. KISTLER INC.**
Lynnport, PA
215-298-2011
- ROBERT E. LITTLE INC.**
Zieglerville, PA
215-287-9643
- ADAMSTOWN EQUIPMENT INC.**
Mohnton R D 2, PA (near Adamstown)
215-484-4391
- LOST CREEK IMPLEMENT**
Oakland Mills, PA 17076
717-463-2161
- I.G. SALES**
Silverdale, PA
215-257-5136
- EVERGREEN ENGINES CO.**
32 Evergreen Road
Lebanon, PA 17042
717-273-2662
- PIKEVILLE EQUIPMENT INC.**
Oyster Dale Road
Oley RD2, PA
215-987-6277
- OXFORD GREENLINE**
Oxford, PA
215-932-2753
215-932-2754

The Long Green Line™



Nothing runs like a Deere™