


See Video Of Saw In Operation
At The R.J. Lee Exhibit

KASCO PORTABLE BANDSAW MILL




• A
MONEY-
MAKER

• A
WORK SAVER

This rugged sawmill cuts boards any thickness from 1/4" to 9" • it will quarter saw • handles logs up to 24" diameter • cuts boards smooth and straight • Walnut, Oak, Cherry and other hardwoods are no problem to saw • saves you more usable lumber • low price makes this saw affordable for individual use.

Meyer's

HEAVY DUTY
MANURE SPREADERS



New For '86

New Polyslick Floor
Splash Guard
Top Beater

MODELS

M-350A Tandem Axle	M-300A Single Axle
M-225A Single Axle	M-160A Single Axle
M-145A Single Axle	M-125A Single Axle

Buy Before
Before
MARCH 15, 1986
SPECIAL FACTORY INCENTIVES!

Meyer's

400, 500 and 600 Series

Self Unloading Forage Boxes

Meyer's offers two new features:

- Fold Down Cross Conveyor Extension
- Optional All-Steel Sided Boxes



Extension
Down in
Working
Position

New From Meyers
**10 YEAR LIMITED
WARRANTY**

All Models
Forage Boxes

New ALUMINUM
SIDES, WOOD OR
STEEL
FRAMES






The fold down cross conveyor extension is standard equipment on 1984 600 series boxes, optional on the 500 series — not available on 400 series — cannot be installed on any previous model

A standard cross conveyor extends 12' from side of box. The optional fold down extension adds another 12 inches



E-Z TRAIL WAGONS GRAVITY BOXES GRAIN CARTS

FARM EQUIPMENT BUYERS TRUST THE NAME MEYER'S


				
Steel Bale Throw Boxes		Cable Bunk Feeders	E-Z Trail Wagons	Rocky Mineral Feeder

Manufacturers of Quality Forage Equipment Over 25 Years

Cagle Sprayers

Standard on all Sprayers
500 to 1000 Gal.

- ✓ Heavy Duty, All Welded Frame
- ✓ Adjustable Wheel Spacing
- ✓ Tongue-Mounted Screw Jack
- ✓ 11Lx15 8-Ply Tires with Tubes
- ✓ Poly Tank with 3 year factory warranty
- ✓ Mix-N-Fill Unit for Proper Chemical Mixture
- ✓ 1 1/2" Double Mesh In-Line Strainer
- ✓ Sprayer-Mounted, Gear-Driven "Hypro" Centrifugal Pump
- ✓ 1/4 Turn Ball Valves to insure Total Shut-Off
- ✓ Jet Agitation System
- ✓ 3/4" EPDM Boom Lines
- ✓ Triple-Truss Break-Away Booms
- ✓ Shock Absorber for Easy Riding Boom
- ✓ 8-Way Electrofilmed Boom Control
- ✓ Equipped for Liquid Fertilizer Application



500 gal. Trailer Single Axle 45' Boom

- ✓ No-Drip Nozzles
- ✓ Skid Plate on End of Boom
- ✓ Tandem Axles adjust to 120" width
- ✓ Electric Controls standard on Tandem Sprayers

Trash Whipper was here.


Trash Whipper planters are so superior to conventional trash moving systems that you can see the difference just by looking at the planted field. Trash is left in neat windrows guarding against erosion as it mulches the soil. Planted areas are clean and smooth. And if you check seed placement you'll find the depth is amazingly uniform. But when the crop comes up you'll see the biggest difference of all — an obviously better stand. Trash Whipper lets planters perform better because ACRA-Plant® builds it better. With notched discs to prevent plugging. Dual bearings for greater durability. And a unique offset design that lets the Trash Whipper penetrate easily moving through heavy trash on less tractor power than any other system. More importantly, the Trash Whipper system leaves a smooth clear path as it slices through clods and trash. The path is flat and as



- (A) Notched blades to prevent plugging
- (B) Offset design to move maximum amount of trash
- (C) Adjustable blade pitch and spacing for various planting conditions
- (D) Heavy-duty dual bearings for long wear

wide as most gauge wheels — so wheels roll smoothly without bouncing. And your seed gets placed uniformly at the optimum depth for germination. The system is even versatile enough for no till ridge till minimum till or clean till use. Quite simply, the Trash Whipper system is the most advanced method of moving trash on the market today. And it's available for John Deere 7000 7100 Max Emerge® Planters, the Kinze planter, the White 5100 Seed Boss®, the IHC 400 and 500 Cyclo® Planters, the IHC 800 Early Riser® Planter and IHC 55 56 and 58 planters. So you can easily turn your existing planter into a minimum till planter — with a minimum of cash. And with our Nutri-Till™ attachment you can even apply starter liquid fertilizer as you plant. You'll see a big difference at planting time. And a big difference at harvest time.

© copyright 1985 by ACRA Plant Sales Inc.



New-generation DICKEY-john Planter Monitors

VISIT OUR DISPLAY AT BOOTHS
24, 25, 26, 27, 36, 37, 38, 39

MANUFACTURERS REP.
R.J. LEE CO.
Carlisle, Pa. 17013
717/243-3966