

# Franklin Co. DHIA

October, 1985  
Rolling Herd Averages  
Above 675 Lbs. Butterfat

RV & SV Hollenshead	B3	32	23,789	781
Oakleigh Farm	3	108	19,389	731
John A Witmer	B3	34	19,930	724
Jaye & JC Young Jr	3	59	19,413	721
Alvin Meyers	3	53	18,902	721
Preston M Frey	B3	33	19,086	711
H Lester Oyler Est	3	79	19,304	710
Lawrence Lehman	G3	72	17,970	708
Raising Kane Farm	3	42	17,681	698
Edwin R Eby	3	56	18,140	696
Richard Harshman & Son	3	74	18,731	689
RV & SV Hollenshead #2	B3	68	20,617	688

Howard & Steve Mellott	B3	99	18,731	684
Dennis W Bricker	B3	36	18,976	684
Walter N Ocker	B3	40	19,086	681
Harold Goshorn	B3	77	18,093	679
Carl O Stuff	3	50	19,158	679
Robert E Harwood	3	93	18,857	678
James & Nina Burdette	3	62	18,148	678
Ray M Garber	2	55	14,245	676
Kenneth L Kaufman	B3	38	17,377	675

Listed below are completed lactations of  
875 lbs. of Butterfat or over

Jaye & JC Young Jr	RH	5-9	305	27,237	4 3	1179
Lilac	RH	5-9	305	27,237	4 3	1179
Raising Kane Farm	RH	6-1	305	25,039	4 5	1126
Bonnie	RH	6-1	305	25,039	4 5	1126

Lancaster Farming, Saturday, December 14, 1985-C5

Harold Goshorn	GH	5 0	305	22,379	4 7	1052
140	GH	5 0	305	22,379	4 7	1052
Virgil-Daryl Crider	RH	4 2	305	21,647	4 5	973
3	RH	4 2	305	21,647	4 5	973
Robert H Eckstine	RH	6 8	305	24,140	3 8	924
Daisy	RH	6 8	305	24,140	3 8	924
RV & SV Hollenshead	RH	4-3	305	26,592	3 5	921
Money	RH	4-3	305	26,592	3 5	921
Harold Goshorn	GH	6-4	305	28,538	3 1	894
106	GH	6-4	305	28,538	3 1	894
Alvin Meyers	RH	4-9	305	23,076	3 8	882
Gingr-40	RH	4-9	305	23,076	3 8	882
George E Mason	GH	4 3	305	19,549	4 5	881
104	GH	4 3	305	19,549	4 5	881
Elmer & Frank Ressler	RH	8 11	305	21,762	4 0	879
Kim	RH	8 11	305	21,762	4 0	879

# YEAR END FARM TIRE SALE




## FIRESTONE RADIAL 23°™

- Deep biting 23° bar angle tread
- Wide tread and large footprint combine to help minimize slippage on loose soil and sod
- Durable radial construction with stabilizer belt plies

18.4R34, 6 ply . . . .	'399
16.9R38, 6 ply . . . .	'419
18.4R38, 10 ply . . .	'529
20.8R38, 8 ply . . . .	'649
20.8R38, 10 ply . . .	'699
18.4R42, 10 ply . . .	'549
20.8R42, 10 ply . . .	'699

## FIRESTONE TRACTOR RADIALS...

**FREE MOUNTING DURING DECEMBER ON YOUR FARM!**  
In Eastern Penna., Northern Maryland or New Jersey




## FIRESTONE AR-1 & ALL TRACTION FIELD & ROAD TIRE

5x12, 4 ply	'42
6x14, 4 ply	'65
600x16, 4 ply	'80
8x18, 4 ply	'100
6x12, 4 ply	'44
6x14, 4 ply	'65
7x16, 4 ply	'80
8x16, 4 ply	'85

## REAR - SUPER DEC. SPECIAL


20.8x38, 8 Ply . . . . .	'425.00
18.4x34, 6 Ply, Traction . . . . .	'299.00
13.6x38, 6 Ply, Traction . . . . .	'198.00
15.5x38, 6 Ply, Traction . . . . .	'225.00
16.9x38, 6 Ply, Traction . . . . .	'280.00
18.4x38, 8 Ply, Traction . . . . .	'365.00



## FIRESTONE 5-RIB WAGON & TRAILER TIRE


- Shock Fortified™ Nylon Cord Body
- Super R Tuf Rubber Compounds Resist Damaging Effects of Acid

9 5L-14, 8 ply	'44
9 5L-15, 8 ply	'39
11L-15, 6 ply	'42
11L-15, 8 ply	'43
12 5L-15, 8 ply	'60
12 5L-15, 10 ply	'75
16 5L-16 1, 10 ply	'160



## FIRESTONE POWER IMPLEMENT TIRE

125Lx15, 6 ply	'105
125Lx15, 8 ply	'115
125Lx15, 12 ply	'130
1350x161, 6 ply	'150
165Lx161, 6 Ply	'210



## FORESTRY SPECIAL WIDE TREAD PLY TIRE

- Check These Prices

18 4x26, 10 ply	'499
23 1x26, 10 ply	'899
28L26, 10 ply	'1049
24 5x32, 12 ply	'1230
30 5L32, 12 ply	'1499
30 5L32, 16 ply	'1749
18 4x34 10 ply	'699




## T 506® TRACTION DRIVE TRANSTEEL RADIAL

A drive-wheel highway truck tire made with on/off-highway rubber compound, for loggers, drillers, etc.

11R 22.5 . . . . .	'276.50
11R 24.5 . . . . .	'296.50
1000 R20 . . . . .	'247.00
1000 R22 . . . . .	'272.00
1000 R22 . . . . .	'286.00

• Plus All Taxes



## T520® RADIAL

All-position, radial ply highway truck tire for single and dual application.

11R 22.5 . . . . .	'244
11R 24.5 . . . . .	'260
1000 R22 . . . . .	'228
1000 R22 . . . . .	'248

• Plus All Taxes

## TRANSPORT 1®

All-wheel position tire for trucks and trailers in highway operations.

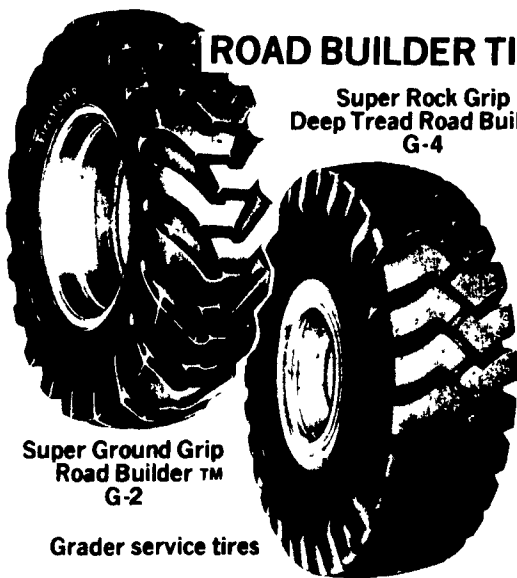


9-22 5, 10 ply	'122.50
10-22 5, 10 ply	'145.00
10-22 5, 12 ply	'155.00
11-22 5, 12 ply	'189.00
11-22 5, 14 ply	'219.00
12-22 5, 12 ply	'196.00
11-24 5, 12 ply	'190.00
7 50-20, 8 ply	'80.00
7 50-20, 10 ply	'99.00
8 25-20, 10 ply	'114.00
8 25-20, 12 ply	'130.00
9 00-20, 10 ply	'132.00
9 00-20, 12 ply	'149.00
10 00-20, 12 ply	'168.00
10 00-20, 14 ply	'189.00
11-20, 12 ply	'186.00
11-20, 14 ply	'208.00
10-22, 12 ply	'171.00
11-22, 12 ply	'193.00
11-22, 14 ply	'206.50

• Plus All Taxes

## ROAD BUILDER TIRES

Super Rock Grip Deep Tread Road Builder G-4



## Super Ground Grip Road Builder™ G-2

Grader service tires

- For use on grader equipment using grader-type rims.
- Super Ground Grip tires are for use in road building and road maintenance operations where maximum traction is required.
- Super Rock Grip Deep Tread tires are for severe rock service operations that demand tires with maximum cut resistance.

1300-24, 10 ply	'252.50
1300-24, 12 ply	'272.50
1400-24, 10 ply	'282.50
1400-24, 12 ply	'307.50
15 5x25, 12 ply	'342.50
17 5x25, 12 ply	'412.50
17 5x25, 14 ply	'430.00



Route 230 West

# MUMMAU FIRESTONE

Mt. Joy, PA

Serving Farmers In Penna. New Jersey  
Northern Maryland and Delaware

Out Of State 717-653-1260 In Penna. 1-800-222-1729