

# CRAFT CORNER

## Holiday treasures

BY WENDIE R. BLANCHARD  
Copley News Service

Give your holiday decorations and ornaments a special sparkle this season with a high-gloss polymer finish.

Pine cones, straw flowers, bread dough ornaments and other naturals will last longer and take on new luster for the holidays when covered with a polymer finish.

You can also transform an ordinary wooden box into a jewelry box with a finish that has the look of 50 coats of hand-rubbed lacquer.

Or create a ceramic-like glaze on last year's plastic flowers, then use these flowers to make one-of-a-kind fashion jewelry.

All these different applications are the result of a few easy steps with Ultra-Glo™ from Chemco.

Before beginning with any polymer gloss finish, there are a few general directions that will help assure safe and satisfactory results.

Protect the working area with several layers of newspaper, wax paper or plastic wrap. Set out the

project to be sealed in a dust-free environment with good ventilation.

You will want to elevate the pieces on a pedestal prop such as an old coffee can. Use masking tape or paste wax to prepare and mask the backs of the project for easy drip removal. And be sure to have a dust cover, the proper size, to protect the items while they dry. The dust cover should be large enough to not touch the drying items.

Be sure the Ultra-Glo™ materials are properly mixed. Too much of either the hardener or the resin will change the consistency. The amount of humidity in the air will affect the drying and final effect. So, if the humidity is above 60 percent, you should use a dehumidifier. Carefully reading the instructions on the package will go a long way to successful holiday ornaments.

### Pine Cone

#### Straw Flower Wreath

First bake the cones in an oven for 1 hour at 275°F. in a foil-lined cookie sheet to rid the cones of any insects. Do not microwave; the results can be very messy.

Using a wire wreath frame, attach a piece of wreath-shaped

poster board (at least an inch wider than the diameter of the frame). Glue or secure the poster board with heavy duty tape to the frame. This will give you a ledge to attach the cones to. Begin by gluing the cones to the outside and inside of the frame (see diagram).

Next, glue the pine cones so they completely cover about two-thirds of the top portion of the frame (see diagram). The bottom one-third of the frame should be covered with naturals such as wheat, pods, dried strawflowers and any other festive items. Be sure that all open spaces are completely full and the glue has dried completely before

coating with Ultra-Glo™.

Using empty paper cups, prop up the wreath on the protected work area. Measure and mix the Ultra-Glo™, following the coverage chart and instructions included in the kit. Drizzle the Ultra-Glo™ back and forth in a criss-cross manner over all cones and flowers. Leave one ounce of Ultra-Glo™ in a cup and use a brush to coat any uncovered areas.

The wreath can be displayed indoors or outdoors and can be easily stored by simply wrapping it in tissue paper until next season.

(For information on Ultra-Glo™, write to Chemco, 6475 Sierra Lane, Dublin, CA 94568.)




Diagram 1





Diagram 2

## We're Buying Quality!



Farmer's Cheese Co-Op Now Offers Premiums For Extra Quality Milk. We Want The Best Quality Milk Because Quite Simply, The Best Quality Milk Makes The Best Quality Cheese.

With the use of analytical and computer technology, we will pay you (based on the cheese and cream market) what a hundred pounds of your milk will yield in cheese and cream.

Farmer's Cheese Co-Op will be paying its farmers on a bi-monthly basis, plus offering a group hospital insurance.

*Quality Milk Costs More But We Think It's Worth It.*

If you want more for your milk -  
CALL (412) 946-8729  
Ask For Ron or Jack

## Farmer's Cheese Co-Op Ass'n.

P.O. Box 198, New Wilmington, PA 16142 (412) 946-8729

## SANDBLASTING AND SPRAY PAINTING

Aerial Ladder Equipment  
Farm Buildings  
Feed Mills  
Commercial-Industrial  
Repainting  
Interior/Exterior



### HENRY K. FISHER INC.

667 Hartman Station Rd.  
Lancaster, PA  
393-6530

## AG-BOARD

The Affordable Fiberglass (FRP) WALLBOARD PANEL



### EXCELLENT FOR MILKROOMS, PARLORS and OTHER HIGH MOISTURE AREAS

- Available in White or NEW Attractive Almond Color
- Textured or Smooth finish
- Additional Sizes NOW Available 4x8, 4x10, and 24" rolls

Prices Start At \$21.00

—Send for FREE Samples—

## Norbco Equipment

P O Box 86  
Whitesboro, N Y 13492  
Tel. 315-736-0139

DEALER & CONTRACTOR  
INQUIRIES INVITED

### Coming... CUSTOMER APPRECIATION DAYS at KEY-AID DISTRIBUTORS

225 Wood Corner Rd.  
Lititz, Pa. 17543  
Watch Next Week's Issue For Details



# StaufferSeeds®

## Plant Waxy Seed Corn for Higher Milk Production

Dairymen in Wisconsin and Michigan have proven using waxy corns in their dairy rations increases feed efficiencies. Waxy corns yield, drydown and stand as well as yellow dent corns. You have something to gain and nothing to lose. Isn't it time you tried waxy corns for your cows?

	1st Year	2nd Year
Fed Stauffer Seeds Waxy Corn		
*** Rolling Yearly Herd Average . . . . .	18,033 lbs.	18,761 lbs.
Butterfat Production		
On Stauffer Seeds Waxy Corn . . . . .	685 lbs.	698 lbs.
Fed Yellow Dent Corn (Previous Year)		
*** Rolling Yearly Herd Average . . . . .	17,478 lbs.	17,838 lbs.
Butterfat Production . . . . .	648 lbs.	675 lbs.
Stauffer Seeds Waxy vs. Yellow Dent		
Increase In Milk Production . . . . .	555 lbs.	923 lbs.
Increase In Butterfat . . . . .	37 lbs.	23 lbs.
Extra Income Per Cow*/Year . . . . .	\$96.00	\$136.00

\*\*\* Rolling Yearly Herd Average = Official Herd Average (Production Per Cow)

\* Milk Price \$12.50/Cwt.

Irvin Seibel  
717-548-2896

Dorothy Pool  
301-848-5899

215-267-7381

Horace Haitel  
717-244-3780

## Eliminate Fencing Problems with ARC 12 Solar Fencing High Tensile Wire



- Eliminates fence sagging
- No staples or wire clips
- Adjustable enclosed spring assembly for each wire
- Optional site rails™
- Optional Arc 110 Volt multi wire unit
- Installed by trained dealers
- Fully guaranteed by warranty

SOLAR FENCING CO.  
1-800-247-8150

or  
KEYSTONE SOLAR FENCE  
RD 2, Box 148 Watsonstown, PA 17777  
717-649-5321