

Osterlund Truck Services Inc.

The Truck and Mixer Specialist




1978 Ford LN 8000 3208 Cat. Automatic, 12-23, 20", P/S, 35,000 GVW, Low Miles, 9' Dump Body

'19,900



1978 IH 2050 3208 Cat, 10 Spd., 10x20, P/S, 33,000 GVW, New 10' Steel Dump Body

'18,900




1971 Ford L900, 477 Gas, 5-2, 12-23, 20", P/S, w/18' Scot Grain Body

'13,500



1974 Diamond Reo, 6-71, 10 Spd., 12-23, 20", P/S, Co Tractor

'11,900



1977 Ford LN 8000, 3208, 10 Spd., 20", P/S, 52,000 Miles, Max. 5000 Miles On Engine

'12,900




1971 Brockway, 250 Cummins, 13 Spd., 12-38, 11x20, Wet Kit

'5,900



1980 IH 1854, DT 466, 5-2, 10x20, P/S, 138" CA., 29,800 GVW, Low Miles

'14,900



1974 IH 1700, 345 Gas, 5-2, 10x20, P/S, 26,000 GVW, 132" Ca.

'3,900




1971 White Constructor, 250 Cummins, 5-4, 18-44, Double Frame P/S, 10x22, 145" Ca.

'10,900



2 - 1977 Ford 8000 3208 Cat, Automatic, 12-23, 20", P/S, 120" Ca, New Paint

'14,900



1972 Ford C-700, V8 Gas, 5-2, 10x20, 25,550 GVW

'3,500



1974 Ford CF 7000 3208 Cat, 5-2, 20", P/S, 2000 Gal - 4 Compartment

'9,900



1968 Diamond Reo, 6-200, 5-3, 16-34, 9x20, P/S, w/New Hood Series 7000 Knuckleboom Loader

'24,900




1978 IH CO 1610 B, 345 Gas, 4-2, 9x20, P/S, 23,600 GVW, w/17' Wood Flat Deck and 6000 Lb. Hoist, Knuckleboom

'15,900



1973 CMC 10 yd. Chain Hyd. Drive, 200 Gal.

'1,500



Fruehauf 25' Alum. Dump Trailer, 54" Sides, Gate, 11x20, Needs Drums & Brakes

'5,900




1972 Dorsey 45' Drop Deck, Very Good Cond

'7,500



1980 Gindy 40' Flat w/Permanent Sides, 10x22, Excellent Cond.

'6,900



1 - 26' Tibrook Alum. Dump Trailer, No Hoist, Bad Floor

'5,500

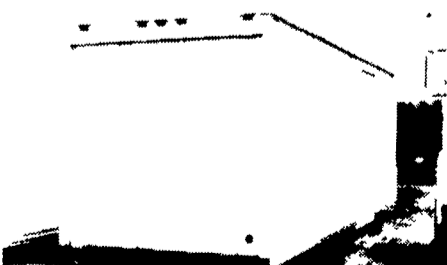
1 - 24' Trailco Alum. Dump Trailer

'7,500




Fruehauf 38' Van Trailer

'2,000




1978 Delta 26' Van Body, Roll-Up Rear Door, Side Door

'2,500




16' Flat Body Steel Floor, Headache Rack!

'1,500



1974 30' Chevy Full Self Contained; 454 Gas, Dual A/C Cab & Roof; Automatic; Cruise Control; Generator

'13,900



New In Fall Of '84, 12'x32' Mobile Office, 3 Offices, Full Electric Heating, A/C

'8,900

450 Allen Road • Carlisle, Pa. 17013 • Phone (717) 243-2100

EXIT 12 OFF OF INTERSTATE 81