



QUALITY PRODUCTS FOR FARM AND HOME CARTER *Lumber*

DIMENSION LUMBER ASSOCIATION GRADE STAMP	DIMENSION LUMBER						
	8'	10'	12'	14'	16'	18'	20'
2"x4"	1.44	1.76	2.08	2.41	2.85	3.39	3.76
2"x6"	2.04	2.54	3.05	3.56	4.06	5.25	5.65
2"x8"	3.04	3.80	4.56	5.32	6.08	7.08	7.87
2"x10"	4.33	5.42	6.50	7.58	8.67	10.05	11.17
2"x12"	5.76	7.20	8.64	10.08	11.52	13.32	14.80

SQUARE BARN POLES Pressure Treated	SQUARE BARN POLES								
	8'	10'	12'	14'	16'	18'	20'	22'	24'
4"x4"	4.15	6.15	7.09	7.39	9.09	—	—	—	—
4"x6"	—	10.19	11.35	12.99	15.25	18.79	20.89	—	—
6"x6"	13.45	15.45	17.39	20.99	23.99	30.25	33.75	39.05	45.39

S4S YP PRESSURE TREATED Ask for Carter's Current Low, Low Prices	S4S YP PRESSURE TREATED				
	8'	10'	12'	14'	16'
2"x4"	1.99	2.59	3.25	3.79	4.65
2"x6"	3.09	3.89	5.09	5.39	6.79
2"x8"	4.35	5.39	7.69	7.89	8.99
2"x10"	4.95	6.39	10.05	11.69	13.39

FABRAL

METAL ROOFING & SIDING

STRONG RIB ALUMINUM

\$44.00

100 SQ. FT.
36" NET
COVERAGE

GRAND RIB 3 PAINTED STEEL

\$47.00

100 SQ. FT.
36" NET
COVERAGE

GRAND RIB 3 GALVANIZED

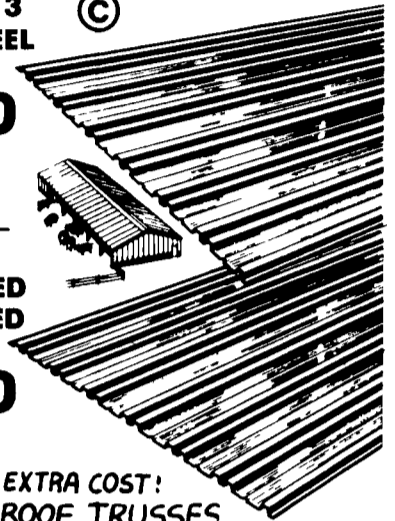
\$34.00

100 SQ. FT.
36" NET
COVERAGE

1 1/4" CORRUGATED GALVANIZED

\$33.00

100 SQ. FT.



CUSTOM LENGTHS AVAILABLE AT NO EXTRA COST!
ASK FOR OUR LOW PRICES ON ROOF TRUSSES

Onduline

The Lifetime Roofing 6'7" x 46"

• Easy to install

• New lifetime limited warranty

\$8.75 Per Sheet

8 Smooth Stock Colors

BLACK BROWN RED TAN
GREEN SILVER WHITE BLUE

\$35.00
Per Square

FARM BUILDINGS

How-To Plans Included



POLE BARN

• 40'x64'

\$6,159

• 56'x80'

\$11,165

Carter buildings are designed for strength, durability, and the efficient use of materials. The farm buildings presented are designed for pole construction and feature:

- Pressure treated post and skirt boards.
- Prefabricated trusses specially engineered for each design.
- Open flexible plans with no interior structural posts.
- Durable ribbed metal siding and roofing on 2x4 nailers.
- Sliding, Overhead, & Passage doors.
- Nails, Hardware, & Trim


EQUIPMENT SHED



24'x36'

\$1,995


MACHINE SHED



32'x40'

\$3,800

LIVESTOCK SHED



24'x36'

\$2,899

OPEN DAILY 7:30 to 6:00
SAT 7:30 to 5:00
6 DAYS A WEEK
DELIVERY AVAILABLE



LANCASTER, PA.	ELIZABETHTOWN, PA.	CARLISLE, PA.	CHAMBERSBURG, PA.	NORTHUMBERLAND, PA.	HARRISBURG, PA.
2275 Old Phila. Pike, Rt. 340 East	Rt. 230 East	1840 Harrisburg Pike, US 11	2155 Wayne Road, Rt. 316 East	RD 1, US 11 North	7365 Allentown Blvd.
717-397-4829	717-367-1886	717-245-0404	717-263-0822	717-473-8311	717-545-4941

All Items Shown May Not Be In stock At All Locations