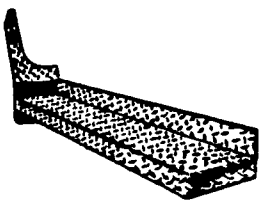


**3997**


(472 Series)  
**Pass-Thru Rear Cab Window**  
Curved top frame for OEM fit  
Anodized aluminum frames. Metal  
Center lock. Clear only. Applications  
include most popular makes &  
models.



**5499**


73-85 Chevy & GMC 25157 314  
72-85 Dodge 25159-314  
73-85 Ford 25180-314  
82-85 Chevy S10 25421 314  
83-85 Ford Ranger 25446 314  
**Alum. Tread Brite Running Boards**  
Protects your pickup's body from  
rock chips and mud splattering.  
Chrome-like finish will not rust or  
peel. Mounting brackets and hardware  
included. Many other applica-  
tions available on special orders.  
\$10.00 off our Everyday Low Prices.

**dynamark**



**159999**

Reg 1799 99 / SAVE 200 00  
23061-258  
**Dynamark 18 Hp. Full Electric Start Tractor & 42" Mower**  
Includes 42" triple blade cutting deck, twin cylinder Synchro balanced Briggs & Stratton engine, electric start, heavy duty transaxle, 4 speeds forward, 1 reverse. Optional ground engaging equipment available (plow, disc cultivator, etc.)




**YOUR CHOICE 7999**

**Pickup Tool Box**  
Fits most standard pickups.  
Steel Tool Box 22185-269  
Polyethylene Tool Box 43210 472  
L-Shaped Fuel Tank 189.99  
100 Gal 22204-268 Reg 169 99  
**Mini Pickup Box**  
Fits Datsun Luv, Toyota, Scout, Courier, GMC S15, Chevy S10 & Ford Ranger pickups.  
Steel Tool Box 22205 269  
Polyethylene Tool Box 43227-472  
L-Shaped Fuel Tank 104.99  
75 Gal 22259 269 Reg 114 99




**2199**

13998 272  
**35 Lbs. Lithium Grease**



**YOUR CHOICE 89999**

Reg 999 99 / SAVE 100 00  
#3611-19 Side Discharge 23268 258  
#3611-18 Rear Discharge 23275 258  
**11 Hp. 36" Deck Full Electric Start Transaxle Drive**  
Synchro-balanced engine, key ignition, electric starting, 5 deluxe headlights and a heavy duty Transaxle with disc brake & automotive differential section, 3 forward speeds, 1 reverse. Available with either a 36" rear discharge twin blade cutting deck or a side discharge cutting deck.  
28" Trailer Type Lawn Sweeper 22499-258 **NOW 169.99**



**10999**

19461 243  
**10 Cu. Ft. Trailer Cart**  
Heavy steel body. Quickly and easily hitches to a garden tractor or riding mower. Removable sliding tailgate. Large pneumatic tired wheels. Body 48" long, 30" wide, 12" deep. Design may vary from illustration.  
17 Cu. Ft. Trailer/Dump Cart 19379 243 **SALE 179 99**



**1599**


27800 285  
**50 Lbs. Milk Replacer**  
Higher quality than many milk replacers on the market. Compare for yourself and see the difference the quality can make in your animals.



**779**

2 Gallons 14082 272  
**1999** 5 Gallons 13983 272  
**CT Lube Universal Hydraulic Oil**  
A universal hydraulic fluid which is recommended for tractors with a common sump for transmission final drive and hydraulic systems.

All Dynamark tractors and mowers are fully assembled, serviced, and ready to go. Your Central Tractor Farm & Family Center has a complete parts and service department for all Dynamark products. All Dynamark products carry a full 1 year limited warranty on defects in workmanship and/or materials on all parts and labor except belts and blades. In addition a special 2 year warranty applies on defects in workmanship and/or materials on the transaxle. Units MFG. #3611-02 #3611-03 #3611-10 & #3611-18 only.




**33999**

Reg 359 99 / SAVE 20 00  
22586-258  
**5 Hp. Chain Drive 28" Wide Tiller**  
Horizontal shaft engine, power reverse, 28" tillage swath, 10 x 1.75 transport wheels.



**899**

14015 141  
**Terramycin A/D Fortified Crumbles**  
Helps increase production in dairy animals and increase gains in beef and swine by fighting disease two ways. Fights in the blood and in the gut. Helps eliminate bacterial enteritis. 50 lb. bag.



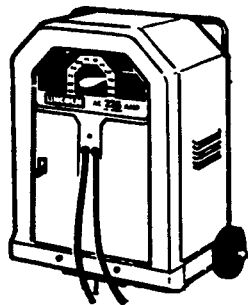
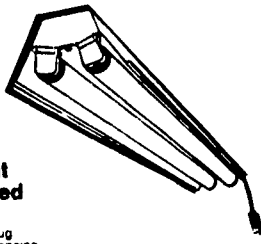
**18999**

43038-472  
**Truckbed & Tailgate Liner**  
One-piece rugged truckbed liner saves wear & tear on your pickup. Resistant to gas, oil, acids & salts withstands extreme impacts to 60°F. Tailgate cover included.

**Fencing**


**1099**

28206 311  
**48" Shop Light Fully Assembled with Bulbs**  
• Grounded cord and plug  
• Chain and hooks for hanging  
48" Replacement Fluorescent Bulb 113.7 116 **NOW 2.99**




**13999**

18040 115  
**Lincoln 225 Amp Arc Welder**  
Includes ground clamp, insulated electrode holder, 15 electrode cable, 10 ground cable, 6 input cable with plug, female receptacle and helmet. Uses 220 volt 60 cycle power source. Wheels not included.  
Welding Glove 18039 115 **NOW 7.19**



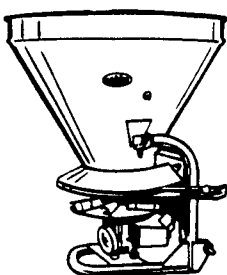
**1999**

25181 282  
**Forbes Barb Wire**  
15 1/2 Gauge high tensile with class III zinc coating, 2 strand, 4 pt. wire, 5 spacing, 80 rods. **MADE IN USA**




**2399**

24672 282  
**4 Pt. Barb Wire**  
12 1/2 gauge, 4 pt. wire, 5 spacing, 80 rod spools. **Made in USA**



**29999**

24879 281  
**Baltimatic Spreader**  
Covers 7 1/2 acres per hour. Output per acre 40-4000 lbs. 2 MPH to 10 MPH. Capacity hopper 640 lbs. Spreading width Granulated 33, 50 Crystalized 25-30. Pulverized 20-25. Link pins positioned for easy mount. Extra heavy duty gearbox with lubrication ability. 6 adjustable distribution wings for perfect fertilizer distribution. Quantity rate setting system with 26 rate positions. Spreading pattern can be set to any angle.



**9499**

24678 282  
**39" Field Fence**  
6" between stays with 11 gauge filler wires and 9 gauge top & bottom wires.


**10999**

24681 282  
**47" Field Fence**  
6" between stays with 11 gauge filler wires and 9 gauge top & bottom wires.



**Galvanized Steel Wire**

Smooth galvanized steel wire for use with electric fence chargers.  
17 ga. 1/4 mi. 719  
19102 150  
17 ga. 1/2 mi. 1349  
19111 150  
14 ga. 1/4 mi. 1399  
19112 150




**44995**

13520 063  
**Category 1 Tandem Disc Harrow**  
• 26 spacing  
• Adjustable tandem gang  
• 5 notched 18" blades (for 1)  
• 5 plain 18" blades (for 1)



**Welded Wire Fence**

50 ft. 14 gauge welded wire fence. Slurdy welds keep mesh spacing uniform and distortion free. **Made in USA**  
2" x 4" x 48" 1699  
24686 282  
2" x 4" x 60" 2099  
24687 282  
2" x 4" x 72" 2499  
24688 282




**1399**

24691 282  
**34" x 16' Hog Panel**  
This rugged one piece panel is made of 1/2" steel, assuring long life, no sagging or stretching, and no bracing required.

**1599**

24693 282  
**52" x 16' Du-A-Lot Combination**  
Taller than above, can be used with cattle and hogs.



**AS LOW AS 19995**

**Category 1 Plows**  
• 26 spacing  
• Reversible, 7' x 11' 1/2" and hand-JC  
• High clearance  
14 Single Bottom 1448J 063 199 95  
14 Double Bottom 17492 063 379 95  
14 Double Bottom complete with coulters & trashboards 13E28 063 499 95

**CENTRAL TRACTOR FARM & FAMILY CENTER.**

THESE PRICES WILL BE HONORED ONLY AT THE LANCASTER, PA STORE

PRICES GOOD THRU SAT., MARCH 16th

**LANCASTER**

1570 Manheim Pike, Ph. 717/569-0111  
Open 8:30-5:30 Mon.-Fri. / 8:30-5:00 Sat.

All items are subject to stock on hand. We reserve the right to limit quantities sale ends on above date. Not Responsible for Printing Errors