


# CRAFT CORNER



## 'Cabbage Patch' doll blanket

For all you moms who are looking for another Cabbage Patch Kid project, this wonderful crochet and stencil blanket from Du Pont is perfect. If you want to further modify for a full-size blanket, just multiply the materials by eight. This will give you a blanket large enough for a twin bed. Instructions follow.

### MATERIALS

For Crocheting: "Wintuk" or "Sayelle" 4-ply yarn.

For Background: 4 to 5 ounces of White (or Off-White, Fisherman or Pastels) - color A.

For Border: about 3/4 ounce of yarn for each border stripe in the desired colors - B, C, D.

Size 9/I crochet hook or any size to obtain gauge.

Embroidery needle.

For Stenciling: Stencil Decor pre-cut, reusable "Stencils Fresh From the Cabbage Patch" stencils. All-surface paints, stencil brushes, tape, paper towel, iron.

Gauge: 15 single crochets = 4 inches.

### ABBREVIATIONS

ch=chain  
sc=single crochet  
st=stitch

### TO COMPLETE DOLL BLANKET

Step 1—Crochet Blanket: With A, ch 46. Sc in second ch from hook and in each ch across, ch 1, turn. Row 1: sc in each sc across, ch 1, turn. Repeating Row 1, continue to sc until piece measures approximately 12 inches.

Step 2—Crochet Border: Join B in a corner, ch 4, sc in the same corner st \* ch 1, skip 1 st (or skip one row at the sides) sc in next st (or next row at the sides) repeat from \* around. Note: Work (sc 1, ch 2, sc 1) in each corner of each row. End with ch 1, and slip st in the second ch of the starting ch-4. Work a second row with B and work two rows each of A, C, A, D and A.

Step 3—Stencil on the Design: Read the manufacturer's recommendations for stenciling on fabrics (included in the stencil packet). Note: Do not wash blanket before stenciling.

Center the stencil on the crochet, and tape it in place.

Avoid unwanted paint smears by placing tape around the edge of the stencil.

Use a "dry brush."

Try your color on an extra piece of crocheted swatch or a paper towel before stenciling on your placemat.

Hold the tip of the brush perpendicular to the fabric and use a "tapping" motion with the brush. This allows a good control of color depth and shading.

Make sure your hands are clean before removing or changing the stencil.

If you make a mistake with the stencil, turn the blanket over and stencil the pattern on the backside.

Step 4—Set Paint: After stenciling, allow paint to dry for 24 hours. Next, iron the blanket,



stenciled side up, with dry iron at cotton setting, for 20 seconds. This will set the paint.

Step 5—String Balloons: Embroider in long stitch a string to connect balloons with the doll's

hand.


### WASHING INSTRUCTIONS

Wash blanket in machine with cold water and mild detergent.

# PAUL B. ZIMMERMAN INC.

Your Complete Headquarters For Sprayers & Parts

## TERRA-TRONICS I Electronic Monitor Measures Working Acres And Ground Speed



\$174.60

- Easy-to-see digital readout
- Easy-to-operate touch sensitive keys
- Easy-to-install
- Operates with any field implement requiring acre measurement - pulled, mounted, or self-propelled sprayers, combines, etc.

We Also Stock A Complete Line of



Sprayer Nozzles And Accessories

**Hypro**

Pumps And Accessories

- Sprayer Hose
- Ball Valves
- Nylon Fittings
- Poly Tanks

## Self-Priming Centrifugal Pumps For Agriculture

### Features:

- Self-priming to 20 feet (6.1 meters)
- Total heads to 80 feet (24.4 meters)
- Capacities to 166 U.S. GPM (628 liters per minute)
- Built in check valve
- Equipped with 2" female threaded connections, NPT

AgMiser 3 HP ..... \$181.90

AgMiser 5 HP ..... \$219.00



# PAUL B. ZIMMERMAN, INC.

Box 128, R.D. 4, Wood Corner Rd., Lititz, PA 17543

1 Mile West of Ephrata

(717) 738-1121

### HOURS

Mon., Thurs., Fri.: 7-8:30  
Tues., Wed.: 7-5:30  
Sat.: 7-4:00

• HARDWARE • FARM SUPPLIES • CUSTOM MANUFACTURING • CRANE SERVICE



We Specialize In Aerial Work Using Our Twin Bucket Boom Truck



Extends To 55 Ft

## ELECTRICAL CONTRACTING

Specializing In AGRICULTURAL WIRING  
Also Residential, Industrial And Commercial Work  
Free Estimates


**C.M. HIGH CO.**

320 King St.

Myerstown, PA 17067

Phone: 717-866-7544

## SELF-LOCKING FEED THRU FENCE



3 Sizes: Calves - Small  
Heifers - Adjustable (Shown)  
Cows - Large

### CUSTOM BUILT QUALITY PRODUCTS

- Headgates
- Spring Latches
- Hog Equipment
- Blocking Chutes
- 3 Pt. Hog Crate Trailers
- Portable Welding
- Gates
- Barnyard Fence
- Feed Thru Fence
- Hay Wagons
- Feed Carts
- 3 Round Bale Carriers

Call For More Information-Free Estimates

**KREIDER MFG. CO.**

Building & Welding

(717) 665-6259 (717) 626-1862