

1884

1984

100th Anniversary

Celebration! &amp;

## Inventory Reduction

December 1 thru  
December 31, 1984


**10% Discount on all  
New Metal & Woodworking  
Machines in Stock**

**Makita Power Tools  
30% Off List Price  
on All Tools**

**Plus These in Stock Specials**

**PLUS THESE SPECTACULAR\* SPECIALS\***

## TABLE SAWS



**POITRAS N-120**  
12" w/o Electric  
**\$1,899**

**JET CTAS-12-3**  
12" 3 H.P. 3 Phase ..... **\$1,619**  
**JET CTAS-10-3**  
10" 3 H.P. 3 Phase ..... **\$1,295**  
**POITRAS TS 121-2**  
12" 5 H.P. 3 Phase  
Rolling Table Panel Saw ..... **\$2,919**  
**JET CTAS-12-1**  
12" 3 H.P. 1 Phase ..... **\$1,619**  
**JET CTAS-10-1**  
10" 3 H.P. 1 Phase ..... **\$1,195**

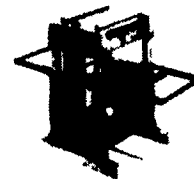
Model 2040  
15 1/2" Planer

- 15 1/2" width 7 1/4" thickness planer for high quality on-site planing
- compact design easily transported to job site
- 2 HP 13 AMP hi-tech motor for optimum power and efficiency
- high speed 2-blade cutterhead makes 13,000 cuts per minute
- feed rate of 29.5 feet per minute for fast efficient stock removal

## 7" Angle Grinder 6000 RPM

- super duty 15 AMP motor develops 2 1/2 HP for long hard use
- 6000 RPM for fast efficient stock removal
- precision gearing plus all ball bearing construction for smooth power transmission
- convenient spindle lock for easy changing of accessories
- 3-wire ground system for operator safety
- AC/DC instant release trigger switch for use with alternative power sources

List \$1,780

New **\$1,165\***

2040


GA7001L-6000RPM  
GA7001-8000RPM

BO4510

Model BO4510 Heavy Duty  
Finishing Sander

- powerful 1.8 AMP motor 12,000 OPM for super-smooth sanding
- comfortable palm-grip design for easy handling and positive control
- for a variety of heavy duty uses including applications in cabinet and autobody shops
- compact and lightweight (2.4 lbs) for less operator fatigue
- all ball bearing construction for smooth operation
- 4 1/4" x 4" pad size, accepts 1/4 sheet of standard sandpaper
- flush sanding on all four sides

List \$79.00

New **\$49.90\***Jet 20" Cast Iron  
WOODWORKING PLANER  
5 H.P. 3 Phase  
List \$2,599Now **\$2,195**

JWP 20H

List \$182.00

New **\$109\***Model 9045B Heavy Duty  
Finishing Sander

- 4 1/2" x 9 1/4" pad design accepts 1/2 sheet of standard sandpaper
- powerful 4 AMP hi-tech motor for superior performance and continuous operation
- lightweight (6.2 lbs) and well balanced for better control with less operator fatigue
- all ball bearing construction for smooth efficient operation
- operates at 10,000 OPM for a fast, hand sanded-like finish
- lever control for quick and easy sandpaper replacement - no special tool required

List \$156.00

New **\$99\***Model GA5000 Heavy Duty  
5" Angle Grinder

- compact and well balanced versatile 5" grinder (10,000 RPM)
- high power-to-weight ratio 7.8 AMP yet only 5.5 lbs
- precision gearing and all ball bearing construction for smooth efficient power transmission
- AC/DC switch for use with alternative power sources
- standard 3/8" - 11 UNC spindle



GA5000

List \$145.00

New **\$91\***Model 9900B Heavy Duty  
3" x 21" Belt Sander


- powerful (7.8 AMP) high torque motor, 1180 ft/min belt speed for fast stock removal
- ball and needle bearing construction for long tool life
- motor between pulley positioning eliminates rocking, tilting, and gouging
- unique design allows flush sanding
- highly efficient dust collector minimizes dust problems
- lock-on switch for continuous operation



List \$198.00

New **\$134.50\***

**Poitras 12" Jointer #4800** ..... Now **\$2,219**  
**Jet Metal HVB5 461 Band Saw** ..... Now **\$239**  
**Betenbender 1/4" x 10' Hyd. Shears** ..... Now **\$19,995**  
**Poitras 3000R 1 1/4" Spindle Shaper** .. Now **\$2,150**



JDS 99

**Dual 9" Jet DISC SANDER**  
Cast Iron Tilting Tables  
with Motor Pulley, less Motor  
Now **\$99.00**

Model 2400BW Heavy Duty  
10" Miter Saw

- has all the features of Model 2401BW plus
- positive stops at 9 settings 15° 22.5° 30° 45° right or left and 90°
- larger table for greater support and stability
- table insert is precision machined polished aluminum for greater accuracy and lightweight
- accepts vise and holder assembly for safe positive stock retention and support

List \$319.00

New **\$219\***Model JS3200 Heavy Duty  
Shear

- powerful 6 AMP motor for fast cutting action 10 gauge mild steel and up to 12 gauge stainless steel 1600 SPM
- compact and lightweight (7.7 lbs) for easy one-handed operation
- blades have 4 cutting edges each turning blade 90° exposes new sharp edge
- ball and needle bearing construction



List \$480.00

New **\$319\***\*Spectacular Specials  
Prices Apply only to  
Inventory on Hand.

**BLUE BALL MACHINE WORKS**

INDUSTRIAL EQUIPMENT &amp; SUPPLIES

Established 1884

P.O. BOX 218 BLUE BALL, PA. 17506-0176

Phone (717) 354-4478

Mon., Tues., Wed., Fri. 7:30-5:00; Thurs. 7:30-9:00; Sat. 7:30-11:30