


# CRAFT CORNER




the pattern pieces onto cardboard before you start cutting out the fabric, so that when you cut you have stiff templates. This way they can be used again and again without much damage to the shape.

If you plan to do hand applique, add an extra one-third-inch turn-under allowance around each piece when cutting. No allowance is necessary when machine appliqueing if you cover the raw edges with a zigzag satin stitch.

An allowance needs to be added to ends or sides of pieces that are to be inserted under another piece. Use hand embroidery to add fine details and personalize your quilt.

When making a multi-design quilt, centering of the motifs is very important. An easy way to center the pattern is to crease the block in half and in half again to quarter the square. Next, line up the registration marks with the center crease. Place the design onto the square and center with the creases. Using pencil or chalk, trace around the templates to mark where each piece is to go.

A multi-block quilt is an ex-



## Children's quilt

Now there is a companion piece to the popular Summertime Kids Quilt: Leman Publication's Wintertime Fun.

This delightful quilt pattern shows children involved in favorite cold-weather pastimes. Twelve different winter activities are appliqued onto fabric squares, and the border is quilted with a

snowflake design. The squares show children skiing, sledding, ice fishing, making snowballs, etc.

The patterns are printed with each body part and design element separate so that you can cut them out individually and arrange them in any way you wish. This way no two quilts are the same.

Leman suggests that you glue

# JUST FOR KIDS

Furniture Sales

"The Specialty Store Without Specialty Prices!"


**(717) 299-3485**

A UNIQUE CHILDREN'S FURNITURE STORE WITH EVERYDAY LOW, LOW PRICES!

OVER "20" Different Cribs on display!

OVER "15" Different Bunkbeds on display!

**Stanley**  
FURNITURE



## Create A Tradition

Bring American Treasures into your home. These functional pieces are graceful and elegant, yet practical for today's living. Versatile chests, distinctive dressers, chairs, desks, and beautiful beds — each piece is carefully crafted from the finest cherry veneers and select solids then rubbed to a rich, mellow finish. Influenced by our heritage, designed to live with for a lifetime, yet affordable — so begin your own tradition today

- CANOPY BED WITHOUT STORAGE DRAWERS  
Sugg. List Price \$480.00 **Our Price \$298<sup>00</sup>**
- BED WITH 2 STORAGE DRAWERS  
Sugg. List Price \$732.00 **Our Price \$488<sup>00</sup>**

- Cribs..... from **\$89<sup>00</sup>**
  - Cradles..... from **\$69<sup>00</sup>**
  - Changers ..... from **\$69<sup>00</sup>**
  - High Chairs..... from **\$19<sup>00</sup>**
  - Strollers..... from **\$39<sup>00</sup>**
  - Clothes Trees... from **\$15<sup>00</sup>**
- ALL THIS AND MUCH MUCH MORE!

## Protect Your Child With KinderGard Safety Systems

- Outlet plugs
- Soft corner covers
- Cabinet latches
- Edge guards, etc.

- Trundle Beds ..... from **\$138**
- Bunk Beds ..... from **\$89**
- Storage Beds..... from **\$198**
- Canopy Beds ..... from **\$149**
- Single Mattress ..... from **\$39**

STOP-BY! YOU'LL FIND MANY OTHER GREAT VALUES THROUGHOUT OUR LARGE SHOWROOM!




## Christmas Gift Suggestions!

- Toy Boxes  
10 different styles
- TABLES & CHAIR SETS  
6 styles

- CHILDREN'S ROCKERS..... 10 styles
- DOLL STROLLERS
- LAMPS & MOBILES..... 40 styles
- ROCKING HORSES
- AND WE DIDN'T FORGET MOM! . . . YOU'LL FIND 10 DIFFERENT ADULT ROCKERS

Priced From A Low, Low

**\$69<sup>00</sup> to \$139<sup>00</sup>**



BUY NOW! . . . NO PAYMENTS TILL FEB. NEXT YEAR!

Daily 10 A.M. to 8 P.M. • Sat. 10 A.M. to 5 P.M. • Sun Noon to 5 P.M.

Heckinger Plaza - Rt. 30 & Rohrerstown Rd., Lancaster, Pa.



## It's time to decorate for the holidays

FLEMINGTON, N.J.—Not far behind Thanksgiving is Christmas and Hanukkah. Both holidays signal merriment, good food and decorating.

If you will be using lights outdoors, use only cords, plugs, sockets and bulbs that are designed for outdoor use. A weather proofed outdoor convenience outlet is the best source of power.

Keep electrical connections above the wet ground. You can partially waterproof connections above the wet ground. You can partially waterproof connections by wrapping them with electrician's tape. Always use rubber washers (gaskets) on outdoor bulbs to keep water from seeping into sockets. Hang the bulbs with the sockets downward. Use insulated staples to hold the light strings in place. Never use nails, tacks or brads.

### Tree Shopping

When you are ready to go shopping for your holiday tree, will you be able to tell one tree from another? The needles of pine trees grow in clusters or groups. Scotch and Austrian pines have two needles bound together at the base. The Scotch has medium soft needles about 1½ to 3 inches long. Austrian pine needles are very stiff and about 4 inches long. White pine trees always have five needles in a cluster. An easy way to remember this is one needle for each letter in the word "white".

Spruce trees have single needles. They are four-sided or square and can be rolled easily between your thumb and first finger. Fir needles are flat and won't roll. Remember "S" for square or spruce tree and "F" for flat or fir tree. tree.

All Cooperative Extension Programs are offered without regard to race, color, national origin, sex or handicap.