

Kids

Korner


Happy Thanksgiving!

FOR THIS BOUNTY WE GIVE THANKS



Turkeys on the Table

Invite a whole flock of turkeys to decorate your Thanksgiving dinner table. To make one of these nutty turkeys, you'll need a Brazil nut, 3" of red curtain fringe (from a fabric store), a 3" square of red felt, two eyes for the turkey (paper, felt, beads, or whatever), scissors, and some very strong non-toxic glue.

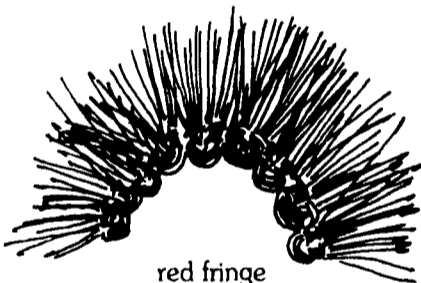


Glue the tail fringe onto the Brazil nut (see drawing). Cut out two pieces of felt from the head pattern. Glue the head pieces to the nut (see drawing above). Cut out a "beard" and glue it to the head (see drawing above). Glue on eyes. Make as many Thanksgiving turkeys as you like!

head pattern



beard pattern




red fringe

COLOR THIS!

- | | |
|-----------|---------------|
| 1. BLACK | 6. PEACH |
| 2. RED | 7. GREEN |
| 3. YELLOW | 8. LT. BROWN |
| 4. BLUE | 9. LT. BLUE |
| 5. BROWN | 10. LT. GREEN |

THANKSGIVING IS A DAY SET ASIDE EACH YEAR WHEN PEOPLE GIVE THANKS WITH FEASTING AND PRAYER FOR THE BLESSINGS THEY HAVE RECEIVED DURING THE YEAR. THIS DAY IS A FAMILY DAY CELEBRATED WITH BIG DINNERS AND JOYOUS REUNIONS. ON NOV. 26, 1789 PRES. WASHINGTON ISSUED A PROCLAMATION FOR A DAY OF THANKS.



11-22-84

KERN