

Alfalfa guide available

CHADDSFORD — "Management 2000", Dairyland Seed's farmer-oriented alfalfa management guide is now available through Servos Seed Corp., Chaddsford. What separates "Management 2000" from other alfalfa guides is its distinctive farmer-grower orientation. The alfalfa guide is a major element in Dairyland's

"Management 2000" alfalfa management program. This program is designed to give farmers the keys for alfalfa management for the year 2000, today.

"The state alfalfa average has been hovering around the 3 to 3½ ton level for too long. Our Magnum alfalfa is capable of generating eight to ten tons of alfalfa hay if properly managed on good soil",

said Paul Sun, Dairyland Research Director.

Dairyland's alfalfa management guide outlines a program specifically aimed at raising eight tons of alfalfa. The "Management 2000" alfalfa management program can easily be adjusted for six to ten ton goals.

Dairyland called on its seven plant breeders, leading extension agronomists, and leading alfalfa hay producers from across the upper Midwest to write this extensive alfalfa management guide.

Art Dilley, Dairyland Regional Sales Manager, stated, "Dairyland felt a need to design an alfalfa management guide specifically for the farmer. Our research staff gave us the research perspective and area agronomists gave us the crop management perspective. However, the key was to talk to farmers and put the information into a logical sequence from the farmer's view. We felt this was the missing link in other alfalfa guides."

According to Dairyland Vice-President, Tom Strachota, "Many companies would like you to believe their alfalfa will solve all your problems. It just isn't so. In 'Management 2000' we have tried


to separate the marketing of alfalfa from alfalfa management. Even the best alfalfa variety is not enough unless it is managed properly. 'Management 2000' can help."

Dairyland Seed is a family owned and operated business serving over 4,200 farmer-dealers in the upper Midwest. Servos Seed distributes Dairyland's Magnum alfalfa, Futura alfalfa, and Ruby Red Clover in the Northeast.

For more information on Dairyland's "Management 2000" alfalfa management guide, write Dairyland Seed Co., Inc., P.O. Box 958, West Bend, WI. 53095 or write Servos Seed Corp., 28 Ringfield Road, Chaddsford, Pa. 19317

MASSEY FIXED-RATE FINANCING

AS LOW AS 6.9% APR!



You have a right to be concerned about rising interest rates! So why gamble on variable-rate financing on that new combine you need? Now you can minimize your risk with FIXED-RATE, LOW-RATE financing from Massey-Ferguson!

Pick the new MF combine that meets your needs. Choose the financing rate that's best for you, along with the length of financing you want. You'll beat the banks, PCA, FmHA, or whatever, and save big bucks in the process!

Financing Period	18 mos	30 mos	42 mos	54 mos	60 mos
Your Rate*	6.9%	7.9%	9.9%	10.9%	11.9%

Massey understands your concerns about rising interest rates. And, we're doing something about it. And Massey has given us some big factory discounts to work with to make your deal even sweeter. Come in now and save big money on MF FIXED-RATE financing — plus our factory discounts!

ABRACZINSKA'S FARM EQUIP. INC.

RD 1, Catawissa, PA
Ph: (717) 356-2323
(South on Rt. 42)

R.W. KELLER SALES

Perkasie, PA 18944
Ph: (215) 257-0101

M. M. WEAVER & SON

N. Groffdale Rd.
Leola, PA 17540
Ph: (717) 656-2321

GUS FARM EQUIP. INC.

Int. Rt's. 616 & 214
Seven Valleys, PA 17360
Ph: (717) 428-1967

MARLIN W. SCHREFFLER

Pitman, PA
Ph: (717) 648-1120

ARNETT'S GARAGE

Rt. 9 Box 125
Hagerstown, MD
Ph: (301) 733-0515

S. G. LEWIS AND SON

West Grove, PA
Ph: (215) 869-9440
869-2214

N.H. FLICKER & SONS, INC.

Maxatawny, PA
Ph: (215) 683-7252

WEB SNYDER INC.

RD 1
Watsonstown, PA 17777
Ph: (717) 538-5555

LEBANON VALLEY IMPLEMENT CO.

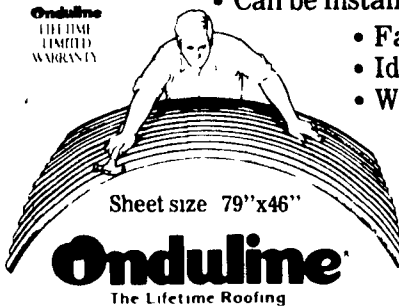
700 E. Linden St.
Richland, PA
Ph: (717) 866-7518



*Qualifying credit and down payment required. Optional waiver of finance charges also available.

ONDULINE FARM ROOFING SALE!

ONDULINE
LIFETIME
LIMITED
WARRANTY



Sheet size 79"x46"

• Can be installed directly over old roofing

- Fast, easy installation
- Ideal for new or reroofing
- Won't rust or corrode, ever

Reg. Price \$9.75 per sheet

Sale Price **\$8.78** per sheet

\$35.12 per material square

25 sq. ft. per sheet

Colors Available In Stock: White, Brown, Silver, Red
Other colors available by special order

100 squares of material currently in stock and available for immediate delivery.

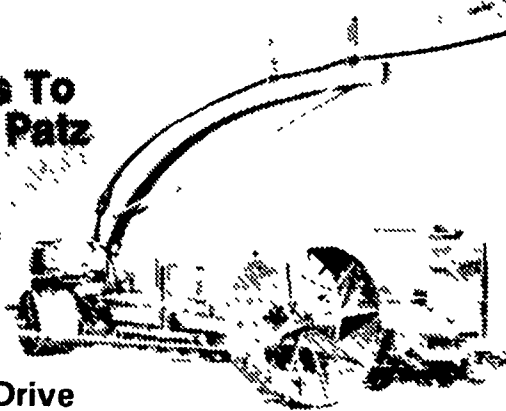


200 BRIMMER AVENUE, NEW HOLLAND, PA

Phone 717-354-4321

Hours: Daily 7 AM to 5 PM Saturday 7 AM to 12 PM

Reasons To Choose Patz



Surface-Drive

1. Preset depth-of-cut control.
2. Double-hook gathering chain with claws and cutters.
3. Powerful blower with adjustable blades.
4. Self-leveling device gives uniform silage removal.
5. Power cutter hugs the silo wall to prevent silage buildup.

Contact Your Nearest Patz Dealer

ALEXANDRIA
MAX ISENBERG
814-669-4027

BALLY
LONGACRE
ELECTRIC
215-845-2261
BERRYSBURG
HOCH'S REPAIR
CENTER
717-362-8252

CAMP HILL
LLOYD SULTZBAUGH
717-737-4554

FORKSVILLE
DURWOOD J WHITELEY
717-924-3460

HAMBURG
SHARTLESVILLE
FARM SERVICE
215-488-1025

LEBANON
AUTOMATIC FARM
SYSTEMS
717-274-5333

PIPERSVILLE
MOYER
FARM SERVICE
215-766-8675

QUARRYVILLE
UNICORN FARM
SERVICE
JAMES E LANDIS
717-786-4158

STONEBORO
ELDER SALES
& SERVICE
412-376-3390
376-3740

MARYLAND DEALERS
KENNEDYVILLE, MD
PINDER SERVICE CO.
301-348-5263

NEW WINDSOR, MD
ROOF FERTILIZER
& CHEMICAL
301-775-7678

DISTRICT SUPERVISOR

Roy W. Thillberg
216-549-5492

Patz