

NEW SELF LEVELING INGROUND OR TRANSPORT POSITION




R76 DOUBLE OFFSET DISK With Rock Flex Bearing Hangers

A Do-It-All Cut & Finish... And Affordable!

If you want faster incorporation, better seedbeds, and less time in the field, Rhino Products' R76 is the disk for you. The advanced Double Offset design lets you disk at faster speeds, vary the field speed on-the-go, and still leave a uniform, level seedbed behind.

IN STOCK



• 8' 10" Cutting Width w/22" Dia. Blades w/Hydraulics & Hoses To Your Tractor. Approx. 2990 Lbs., Only One In Stock Reg. Price...\$4408 **SPECIAL SALE PRICE \$3250**

• 10'3" Cutting Width w/22" Dia. Blade, Approx. Weight 3183 Lbs., Complete Hydraulics..... **\$3421**

• 11'8" Cutting Width w/Hydraulics, 24" Dia. Blades, Approx. 3836 Lbs. Reg. Price...\$5486 **SPECIAL SALE PRICE \$4170**

• R77 Similar to Model 76, But Heavier. In Stock: 11'8" Wide. Approx. 4327 Lbs. Reg. Price...\$6459 **SPECIAL SALE PRICE ONLY . . \$4625**

• Model 77 Disk w/13'1" Cutting Width 24" Dia. Blades, Approx. 4549 Lbs., Complete w/Hydraulics. . **ONLY \$4,750**

Remember These Units Have Rock Flex Bearing Hangers With 2 Year Guarantee.

The Quality Is Tops

HIGH QUALITY CORN & BALE ELEVATORS

36 Ft. Ready To Go... Only 2 Left



Engineered for balance one man can move and position elevator even with hopper in tilt up position

Choose from PTO, gas, or electric power. All drives come standard with 1050 roller chain and adjustable slip clutch

Center location of attaching chain lengths and trough design prevent galvanized cupped flights from tipping to assure maximum material flow at any angle #62 elevator chain available with C-1 attachment links standard Galvanized trough is 20 1/2" wide 7" deep for big capacity

Interlocking joint design prevents sagging

Wide optional tilt-up feed hopper (with patented design) has adjustable springs to provide balance at any elevator angle Tilts up flat over trough for transport



Speed King Portable Elevator Options

360° Swivel Head and Telescoping Spout fills crib corners Aim the flow where you want it Large 18" diameter opening Telescoping 4' downspout sections increase reach up to 16' Assembly can be swung out of the way, or removed, for bale handling

Safety features meet and/or exceed prescribed industry standards

Ruggedly constructed tubular undercarriage "tucks away" to get in close to bins and cribs for maximum reach

Wheels with regrease able anti friction bearings are set far apart for good standability



PTO DRIVE

PRICES REDUCED - ONLY 2 LEFT

Economy TRAILERS

SOUTHEAST

SOUTHEAST MANUFACTURING CO. INC. P.O. BOX 300 • NEODESHA, KS 66757



TT 14

Axles	2
Brake Axles	2
Hitch	2 1/2" Ball
Deck Width	76"
Deck Height	19"
Deck Length	14
Deck Material	Oil treated 2" pine
Tires	7.00x14.5
Weight	1500#
Capacity	8000 lbs
Color	Yellow

GVW 9500 lbs.

TWO ONLY... \$1,647 EACH

FINAL CLEARANCE PRICE...Reduced

To Only \$1,439 Don't Wait!



BUY FROM US!

We Stock A Full Line Of Heavy Duty Speed King GRAIN AUGERS


We Are Your Dealer With Special Prices!

UTILITY AUGERS

- 6 x12
- 6 x22
- 6 x60
- 8 x41
- 8 x46
- 8 x53
- 8 x60
- 8 x65
- 8 x72

PTO TRANSPORT AUGERS, BOTTOM DRIVE

- 10 x41
- 10 x61
- 10 x71



LOOK AT THIS!

SPECIAL SALE on New Hi-Quality ROTARY MOWERS

- 5 Ft. 3 Pt. Rhino Model SE5 With Stump Jumper Blade Holder, 1 Year Warranty, Single Tail Wheel **Only \$495**
- Bush Hog 6 Foot 3 Pt. SQ72R **Only \$695**
- Bush Hog 7 Foot 3 Pt. 257R Heavy Duty **\$1,431**
- Bush Hog 8 Foot 3 Pt. With Double Tail Wheel **\$1,680**



BINKLEY & HURST BROS., INC.

133 Rothsville Station Rd., Lititz, PA 17543 Located 1/2 Mile North of Rothsville

PH: 717-626-4705

Hours: Mon.-Fri. 7 A.M. - 5 P.M.;

Sat. 7 A.M. - 11:30 A.M. Sun. Closed - Lord's Day

1

FARM EQUIPMENT

Grain Drying Flexibility You Can Afford

Dries Corn, Wheat, Soybeans, Milo and other Sorghums, Rice, Barley, Flax, Sunflower and Rape Seed, and many other crops.

Produces High Quality, Thoroughly Dried Grain No Mixing of Wet and Dry Grain.

Processes High Moisture Grain Easily and Efficiently.

Portable, Not Just Movable.


Dries at Half the Per Bushel Cost of Some Dryers . . . Fuel savings designed into every unit

Low Initial Investment Cost It's Self-Contained

Reduces Labor Costs You continue harvesting while Moridge dries

Write for literature on our 275 bu. 400 bu. or 712 bu. models.

Fully Qualified for ASCS Loan



MORIDGE

LAMB'S FARM MACHINERY

Thorndale, PA

Phone: 215-269-2676

NOTICE! The Ideal Machine For Lawn Seeding And Landscaping

Binkley & Hurst

Bros. Offers A

TRUCKLOAD On Kuhn



DISCOUNT SALE Power Tillers



Check These Features:

- Double Thickness Door
- Special Wear Resistant Rotary Blade Tines
- Gauge Wheels For Easy Depth Control
- Adjustable To Offset 7"
- Oil Bath Bevel Gears Side Driven, No Chains To Maintain

If It's Quality You Want, Here It Is!

Model		List	Sale Price
35/92	36"	List \$1375	\$1067.00
35/105	40"	List \$1425	\$1089.00
35/117	44"	List \$1475	\$1135.00
35/130	50"	List \$1525	\$1150.00
60/205	80"	List \$2525	\$1985.00

BINKLEY & HURST BROS., INC.

133 Rothsville Station Rd., Lititz, PA 17543 Located 1/2 Mile North of Rothsville

PH: 717-626-4705

Hours: Mon.-Fri. 7 A.M. - 5 P.M.;

Sat. 7 A.M. - 11:30 A.M. Sun. Closed - Lord's Day