


CRAFT CORNER



Lace net embroidery

Today's lace net embroidery is a fresh and appealing approach to the traditional technique of "lace net darning." The finished look gives the impression of filet crochet and can be incorporated into clothing and home decor in much the same ways.

Detailed design surrounded by airy open space can be easily achieved with the use of one quickly learned stitch. The Reprise stitch, also known as the darning or weaving stitch, is usually stitched in perle white cotton on white net, or perle ecru cotton on ecru net.

However, interesting results can be achieved by using narrow ribbons, colored threads or yarns. Once you've become familiar with the basic stitching technique, try adding beads or other decorative stitches.

Before beginning a lace net project you will need a No. 18 tapestry needle, No. 8 cotton thread and lace netting in either white or natural. Refer to the diagram for stitching direction and interpretation of pattern.


When becoming familiar with the Reprise stitch, it is important to remember that you always work over one thread (of the net) more than the number of blocks in a given row.

Begin by bringing your needle up from underneath, leaving an 8- to 10-inch end to be woven in later. Move your needle over the first horizontal thread of the net and under the next. Referring to the diagram, repeat this weaving until the vertical space is filled. You will find that four lines work well with this fabric count and thread weight, but experiment and see


what works best with your materials.

Always finish a block with the thread being brought over the net thread and through the back.

When working an area to cover more than one block, bring your thread over the first (very important), under the second, over the third, etc., until the desired number of blocks, plus the additional net thread, have been darned. Pass your needle over last net thread and continue weaving until you reach the end of the row. Pass needle over the last net thread and reverse weaving until



Lace net embroidery has many uses. This design is for a bread dish liner and can be darned onto a net band or a 12"x12" square net.



START

Stitching diagram

you reach the end. Repeat until the entire row is solid.

To end piece or add thread, turn the work over and weave carefully through the back of the woven area, taking care not to let this weaving show through the right

side. Patterns and designs for lace net embroidery can easily be adapted from counted cross-stitch graphs and filet crochet diagrams. Linda Dennis of The Finish Line Inc. has recently released three wonderful books for lace net embroidery and darning. Also available from The Finish Line is a 3-inch-wide, 10-threads-to-the-inch net band in a poly/cotton blend that is suitable for projects that require washability. This band can be easily embroidered and used to decorate clothing and linens as well as a host of other elegant uses.

For more information on these books and the net band, write The Finish Line Inc., 1236 Boiling Spring Highway, P.O. Box 2712, Spartanburg, SC 29304.

SC & EK

Fisher

GENERAL CONTRACTORS

P.O. Box 212
Norristown, PA
215-275-0440

Sales Reps **Home Phones**
Reynold Todd 215/948-9604
Earl Renshaw 717/786-8409
Clayton Renshaw 717/768-3400

Machine Work
Welding &
Farm Supplies
Hardware

CUSTOM BUILT WOOD & COAL STOVES

- Welders & cutting torches
- Custom made farm gates, etc.
- Custom built high pressure washers
- Stainless steel, aluminum and spot welding.
- UPS Service

HIGH TENSILE WIRE FENCING

PLATE SHEARING AND PRESS BRAKE WORK

D.S. MACHINE SHOP
DAVID E. STOLTZFUS
3816 E. Newport Road
Gordonville, PA 17529
1 Mile East of Intercourse on Rt 772

LOMBARDINI
The Powerhouse

Diesel for Dairy, Shops and Equipment

We have the right size, weight, shape, price and engine available.

LOMBARDINI DIESEL USES 1/2 OR LESS FUEL THAN GAS ENGINES LESS DOWNTIME THAN GAS ENGINES

4 to 68 H.P.

Model L40

Model 9LD560-2

For years Lombardini has been Europe's largest supplier of small, air-cooled diesel engines. Now, after several years in this country Lombardini is the fastest growing line of air-cooled diesels in North America. Lombardini specializes in small air-cooled diesels.

DIESELS OUR SPECIALITY CALL FOR USED DIESELS

TAKE ADVANTAGE OF:

1. 12 month warranty or 2,000 hours
2. Low fuel consumption
3. Low maintenance.
4. Price per horsepower
5. Easy starting
6. 100% back-up with parts and service.

Let Us Know Your Service Problems 24 Hour Service - Check Our Prices

Distributor: HOOVER DIESEL SERVICE
NEW PH. NO'S **PH: 717-656-3322 717-295-1729**
2998 West Newport Rd., Ronks, Pa. 17572, 2 1/2 mile East of Leola Along 772

Authorized Dealers

Hoover Diesel Service 717-786-2173 RD 3, Box 91A Quarryville, Pa 17566	Tim's Diesel Service Star Rt Box 2 Rebersburg, Pa. 16872	Beller Engine Service Box 245D Pennsy Rd New Providence, Pa 17560	Sensenig Diesel Service RD 3 Selinsgrove, Pa 17870
--	---	---	---

DEALERS INQUIRIES INVITED

PAUL B. Zimmerman INC.

SELF LOCKING FEED THRU FENCE

THREE SIZES:

SMALL -
For Calves
Up To 15
Months Old

ADJUSTABLE -
For Heifers & Cows
8 Months And
Older (Pictured)

LARGE -
For Cows
15 Months
And Older

★ All cows can be released at one time or individually
★ When handle is in lock position, cow automatically locks as it enters
★ No more chasing cows

★ Heavy duty construction
★ Stabilizer on bottom of yoke for extra strength
★ Custom built to your specifications
★ You can release all cows or hold cows that need treatment.

ALSO AVAILABLE

- Standard Free Stalls
- Fencing
- Gates (38" - 48" - 54" high)
- Automatic Head Gates
- Automatic Gate Latches

PAUL B. ZIMMERMAN, INC.

Hardware • Farm Supplies
Custom Manufacturing
Crane Service

Box 128 R.D #4, Litzitz, PA 17543
Wood Corner Rd
1 Mile West of Ephrata
Phone: 717-738-1121