

GET THE BEST DEALS ON SPERRY NEW HOLLAND EQUIPMENT

• **WAIVER OF FINANCE ON HAY EQUIPMENT**
Till July 1, 1985

• **WAIVER OF FINANCE ON FORAGE EQUIPMENT** Till September 1, 1985

OR LOW RATE FINANCING ON NEW & USED EQUIPMENT

- 4.9% Financing For 1 Yr.
- 7.9% Financing For 18 Mos.
- 9.9% Financing For 24 Mos.
- 11.9% Financing For 36 Mos.
- 13.9% Financing For 60 Mos. (Self Propelled Units Only)

OR BIG CASH REBATES

LEFTOVER NH 1895, END OF MODEL LINE



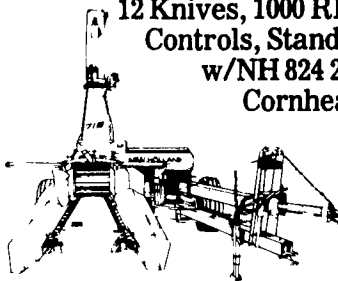
It's Got An Appetite Big Enough For Two

- 3306T Cat Diesel, 250 HP
- Hydrostatic Drive
- Power Rear Wheel Drive
- Metal Detector
- Heater
- Choice of Crop Heads

Buy This Machine For \$30,000.00 Less Than A Comparably Equipped New Holland Model 1900

NH 718 FORAGE HARVESTER,

12 Knives, 1000 RPM, Manual Controls, Standard Spout w/NH 824 2 Row Cornhead



(1 Only)

\$9990.00

The Model 718 has earned a reputation for convenience, durability and the kind of capacity you'd expect from a larger machine. It's a cut-and-throw chopper with a 12-knife cutterhead that delivers a fine, uniform chop.


1037 AUTOMATIC BALE WAGON - 104 Bale Load Capacity



With Hillside Hauling Kit
\$17,400.00

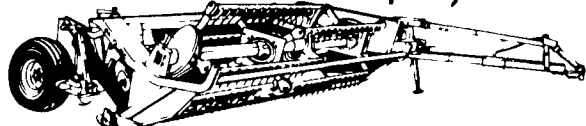
The Model 1037 is made for high capacity. A three-bale-wide machine, it handles up to 64 tons in an eight-hour day. A full load consists of 104 bales (14"x18") or 83 bales (16"x18"). During a regular working day, this model will move approximately 1,600 bales from field to storage. And one person does it all from a tractor seat.

(1) N.H. 855 ROUND BALER w/Auto-Wrap "Loaded" \$14,200.00



For acre after acre, hour after hour capacity in a round baler, nothing comes close to the "855" from the round baler leader... Sperry New Holland. It's loaded with capacity features like Super-Sweep pickup, a roll floor design and steel apron chains that turn out solid, well shaped bales weighing up to 1700 pounds. And, there's a lot of optional features to make your baling job easier than ever!


(1) N.H. 495 MOWER-CONDITIONER With Lateral Transport \$11,250.00



The Model 495 has 12 feet of cutting power with a unique sweeping header that won't let your down or tangled hay escape.

The 495 also gives you a nine-foot swath, something the narrow rolls of other brands cannot do. Of course, changing to big windrows requires only a slight adjustment to the baffle... and that's made without tools.


(1) N.H. 258 Hydraulic Drive Rake Left Hand, 9 1/2 Ft., Hitch and Jacks, Flotation Tires, Flow Control Kit. \$2950.00



Hydraulic-Drive Rakes Give You More. Sperry New Holland hydraulic rakes give you what ground drive rakes can't. Hydraulic drive lets you tailor your basket speed to crop condition regardless of the tractor speed. You can go slow through a heavy crop, yet set your basket speed fast enough to move it all into uniform windrows. Hydraulic rakes require less maintenance and have longer life since there are fewer moving parts. And there's less chance of tine damage because the hydraulic relief valve protects the rake should it strike an obstruction.

N.H. OD 100 OFFSET DISK

- 9 ft. 0 in. Cutting Width
- 24 Blades, 24" Plain
- Blade Spacing 9" Front 10 1/2" Rear on 1 3/4" High Strength Shaft
- Approx. Operating Weight 5081 lbs., 210 lbs. per Blade
- Dual Wheels
- Hydraulic Leveling




DEMO (1 Only)

\$7,900.00

(1) N.H. 230 FARM WAGON 6-Ton w/Long Fixed Tongue, 15x8" Rims \$875.00 Tires Extra

The Model 230 farm wagon handles medium-duty hauling chores. The heavy duty reach pole is the same used on the bigger Model 234. The 230 has an A S A F load rating of 6 tons.




(3) N.H. 234 Farm Wagon, 8 Ton w/Long Adjustable Tongue 15x8" Rims \$1,070.00 Tires Extra

The heavy-duty Model 234 is a good companion for the Model 8 Crop-Carrier. The front axle assembly is reinforced to withstand stress imposed by heavy loads and big tractors. It has an A S A F load rating of 8 tons.

NH L-35 Skid Steer Loader, 2 buckets, 800 hours,	\$12,500
International 84 diesel row crop, 850 hours,	\$13,450
Farmall Super H,	\$1,375
Farmall 560 gas, As is,	\$2,200
AC WC,	\$800
AC B with cultivator,	\$875
Ford 9N,	\$1650
Yanmar tractor w/mower	\$3,450
IH 710, 4x18 auto.	\$3,500
IH 550, 5x14 semi mount plow,	\$875
IH 420, 3 bottom, 16" plow,	\$695
IH 453 cultivator, 4x38 trip shovel,	\$850
6 ft. 3 pt. hitch disc,	\$350
IH 37 disc, 10' with cylinder,	\$750
IH 412, 4 bottom, 14" plow, 2 pt. semi mount,	\$475
Ontario single disc drill,	\$550
JD grain drill, 13x7 single disc,	\$795
AC 500, 4 row planter as is,	\$725
IH 249, 2 row,	\$450
JD 494-A, 4x38,	\$1,400
IH 1190 mower conditioner,	\$4,125
IH 990 9' mower conditioner,	\$2,450
IH 1190 mower conditioner,	\$4,500
MF #10 baler	\$900
AC 303 baler with thrower,	\$1,295
NH 67 baler with thrower,	\$975
Hesston PT 12, 12' mower conditioner	\$1,200
Fox blower,	\$750
IH 110 Forage box on 330, 8 ton wagon	\$2,475
Grove 14' forage box on 10 ton chassis,	\$1,075
Grove 14' forage box on 10 ton chassis,	\$1,200
IH 56 blower,	\$850
IH 76 combine,	\$400
IH 540 Spreader,	\$1,750
Gehl grinder mixer, 120 bushel,	\$2,475
Hesston forage harvester, 1 row head and pickup, excellent,	\$4,350
Gehl CB 600 forage harvester, 2 row corn and pickup head,	\$3,800
Gehl RB 1600 Big Round Baler, (Demo.)	\$8,000
Massey Ferguson 510 Combine Diesel, Hydro, Air Cond. Cab Quick Attach Header, 4x30 Corn Head, 13' Grain Platform	\$20,350

INCH EQUIPMENT CO.
East Main St. Box 247
McAllisterville, PA 17049
717-463-2191



Bale Thrower Wagon

8 ton gear
Sides well braced
Side Holes - End Gate - Painted

We will also repair your wagon or build on your gear.

Also Hay Racks of Many Styles



Hay Rack and Feed Bunk Combination. Built on skids for easy towing. 8', 12' on stock. Also available trailer type. Less hay waste

Round Steel Hay Rack w/Bottom \$200.00
Without Bottoms are \$135.00

Bell Road Wagon Shop

Box 280 Bell Road
Christiana #1, PA 17509

1 mile south of Ninepoints off 896 take Noble Rd. to Bell Rd.
8 mi. N. of Oxford
Dealers Welcome
Answering Service
717-529-2614



SPERRY
NEW HOLLAND

ABC GROFF, INC.

Since 1890

110 Railroad Ave

New Holland, PA 17557

STORE HOURS
Mon Tues Wed 7-5
Thurs Fri 7-9
Sat 7-4
Parts 717 354 4191
Sales 717 354 4731
Service 717 354 8004

Open Thursday
And Friday
Until 9 P M

PAGE



OUR TRUCKS ARE RADIO CONTROLLED