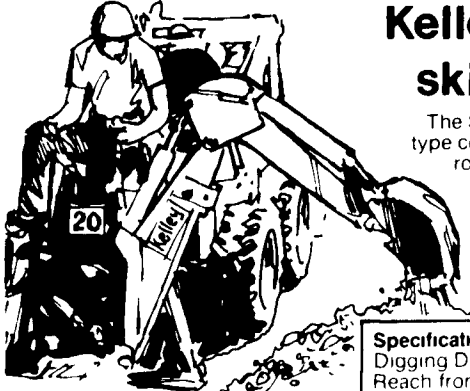


MCDADE

NEW PRODUCTS FEATURED AT THE SHOW:

POWERFUL PERFORMANCE!




Kelley Backhoes for skid-steer loaders

The Series 20 Backhoe utilizes a welded box type construction has chrome-plated cylinder rods cushion swing controls zerk fittings at all pin locations two-level digging controls adjustable hinged seat and operates from the skid steer loader open center hydraulic system. This backhoe requires a minimum of 4 GPM at 1400 PSI

Specifications	Model 20	Model 30
Digging Depth	6	8
Reach from Swing Pivot	8 10	11 1
Transport Height	5 5	6 9
Bucket Clearance	5 0	7 0
Bucket Curl	135	131
Swing	180	180
Stabilizer Spread Slantdown		
Operating	4 6	5 5
Transport	3 10	4 4
Buckets	9 12 & 18	12 18 & 24


Kelley



The Series 30 Backhoe has the same great features as the Series 20 with the addition of replaceable bushings at main pivots six-spool valve with individual circuit reliefs and hydraulic gauge. This backhoe requires a minimum of 4 GPM at 1900 PSI and operated from the skid steer loader open or closed center hydraulic system.

NEW!

Fuerst Flexible-Tine Harrow-Cart



Proven superior herbicide incorporation and seedbed preparation in a single pass
-- and it won't plug up with trash!


Better coverage at higher speeds - saves time

KELLEY LOG SPLITTERS ARE AVAILABLE IN 3 POINT MODELS FOR TRACTORS AND GAS-ENGINE MODELS

Built for maximum performance and durability

Visit our booth during Ag-Progress Days!

Kelley LOGSPLITTERS
TOUGH · RUGGED · DEPENDABLE



Kelley
FARM EQUIPMENT

C.A. McDade Co. • Rte. 22 Delmont, PA • Phone (412) 468-8888