
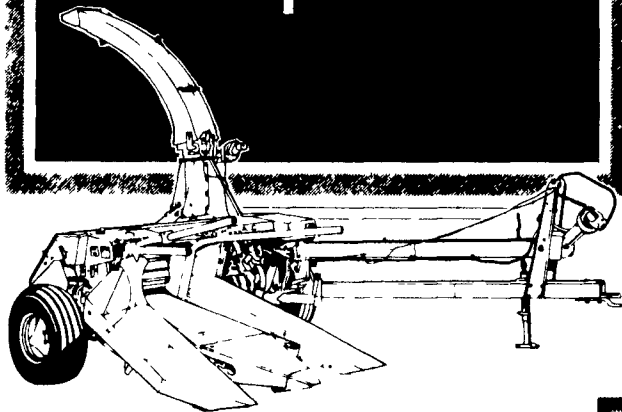


IS YOUR HARVESTER READY?



THIS YEAR'S CORN CROP LOOKS TO BE THE BEST WE'VE HAD IN SOMETIME. IS YOUR FORAGE HARVESTER READY TO HANDLE THAT EXTRA HEAVY LOAD? NOTHING'S WORSE THAN A BREAKDOWN DURING HARVEST. SPERRY NEW HOLLAND'S GOT THE MACHINES TO GET THE JOB DONE - EIGHT MODELS FROM WHICH TO CHOOSE ALONG WITH ATTRACTIVE FINANCE PLANS. SEE YOUR LOCAL DEALER TODAY!

Heavy duty from hitch to spout.



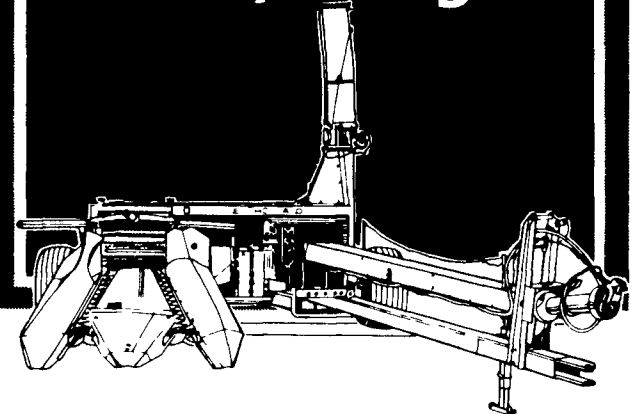
782 Forage Harvester

- Efficient "Cut & Blow" Unit With Adjustable Blower Speed
- 12 Knife Cutterhead Gives A Fine Uniform Chop
- Electronic Metal Detector To Prevent Hardware Disease or Harvester Damage
- Double Edged Knives Can Be Reversed For Twice The Life
- Under-Beveled Knives Never Need Rebeveling
- Shearbar Hardened On Both Vertical and Horizontal Face - Reversible
- Built In Knife Sharpener
- Flip Up Feed Rolls For Easy Access To Inspect Or Adjust
- 540 or 1000 RPM PTO
- Fast Accurate Shearbar Adjustment With One Wrench
- Reversing Gearbox
- Sickles, Windrow Pickup, 1 or 2 Row Cornheads and 1 Row Snapperhead

FINANCING OPTIONS

- Extended Waiver of Finance Dates With Interim Payment
- Many Low Interest Rate Options For Extended Time Periods
- Very Attractive Discounts For Cash or Contracts With Payments Starting Immediately


Heavyweight.



892 Forage Harvester

- Efficient "Cut & Blow" Unit with Adjustable Blower Speed
- 12 Knife, Cutterhead Gives A Fine Uniform Chop
- Electronic Metal Detector To Prevent Hardware Disease or Harvester Damage
- Double Edged Knives Can Be Reversed For Twice The Life
- Under-Beveled Knives Never Need Rebeveling
- Shearbar Hardened On Both Vertical And Horizontal Face - Reversible
- Built In Knife Sharpener
- Flip Up Feed Rolls For Easy Access to Inspect Or Adjust
- 1000 RPM PTO
- Fast Accurate Shearbar Adjustment With One Wrench
- Reversing Gearbox
- Sickles, Windrow Pickup, 2 Row Snapper Head, 2 Row Cornhead And Interchangeable Auger Base Crophead System

#1 Best seller.



718 Forage Harvester

- Efficient "Cut-And-Throw" Unit Requiring Less Horsepower
- 6 or 12 Knife Cutterhead Available
- Double Edged Knives Can Be Reversed For Twice The Life
- Under-Beveled Knives Never Need Rebeveling
- Flip Up Feed Rolls For Easy Access To Inspect Or Adjust
- Built In Knife Sharpener
- Shearbar Hardened On Both Vertical And Horizontal Face - Reversible
- Fast Accurate Shearbar Adjustment With One Wrench
- Reversing Gearbox
- Sickles, Windrow Pickup, 1 or 2 Row Cornheads and 1 Row Snapperhead

