


CENTRAL TRACTOR
FARM & FAMILY CENTER



29⁹⁹

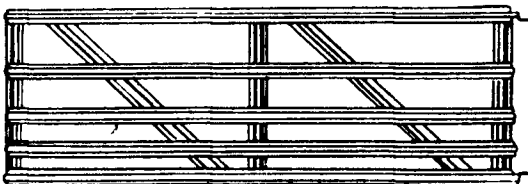
Reg. 34.99 / SAVE 5.00
 13974-272
5 Gallons Aluminum Roof Coating
 This asphalt base product provides a waterproof coating for outside wall surfaces as well as roofs.
 Roof Brush for applying roof coating
 21622-169... NOW 5.99

9⁹⁹

Reg. 11.99 / SAVE 2.00
 14139-272

5 Gal. Black Roof & Foundation Coating

This fibered, black asphalt base coating resaturates old felt and creates a strong, waterproof, flexible coating that will extend the life of your roof. Regular prices may vary locally.




5 Panel Steel Gates

48" high gates with panels made of heavy 22 gauge galvanized steel. Gates are 4' shorter than listed to compensate for hinges. Complete with screw hooks and hinges.


10' Gate 17686-253 Reg 32.99	28⁹⁹	14' Gate 17676-253 Reg 41.99	35⁹⁹
12' Gate 17687-253 Reg 35.99	31⁹⁹	16' Gate 17677-253 Reg 44.99	38⁹⁹

Reg. prices may vary locally



7 BAR TUBE GATE
 1 1/4" 7 Bar Round Tube Gate

10' Gate 17924-253 Reg 44.99	\$38⁹⁹	12' Gate 17931-253 Reg 46.99	\$40⁹⁹
14' Gate 17949-253 Reg 51.99	\$45⁹⁹	16' Gate 17956-253 Reg 56.99	\$49⁹⁹



19⁹⁹

12656-040
Swivel Jack
 Flat bottom. Assembly may be turned 90° horizontal or vertical. Locking handle holds device in any position.

4²⁹

Reg 5.99 / SAVE 1.70
 9854-069
Grease Gun
 Uses cartridge or bulk grease. Can be filled with dispenser.



65¢

Reg 74¢ / SAVE 12%
 13999-272
14 oz. Grease Cartridges
 Top quality, multi-service Super Lithium grease. 25 cartridges per case. Regular prices may vary locally.



21⁹⁹

Reg 23.99 / SAVE 2.00
 13998-272
35 Lbs. Lithium Grease
 Reg prices may vary locally



32⁹⁹

Red 9482-060 / White 9464-060
5 Gal. Acrylic Latex Barn & Fence Paint
 This high quality acrylic latex paint gives excellent durability. Self-priming, self cleaning, and not poisonous to animals.

47⁹⁹

Reg. 54.99 / SAVE 7.00
 Reg. 9478-060 / White 9480-060

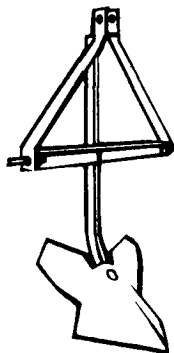
5 Gal. Oil Base Barn & Fence Paint
 Oil base formulation. Ideal for all wood siding and shingle surfaces. Dries to a satin finish.

239

Reg 2.60 / SAVE 8%
 24677-282
6' Steel "T" Post

259

Reg 2.85 / SAVE 9%
 24690-282
6 1/2' Steel "T" Post
 Strong durable studded T post with enamel finish for longer life. Includes five clips for attaching fence to post.




79⁹⁵

Reg 89.95 / SAVE 10.00
 13537-063
1 Row 15" Middle Buster
 Designed for the truck operator, gardener and farmer. Features a welded heavy angle tool bar frame and 1" x 4" shank. Fits category 1 hitches.

10⁹⁹

Reg 14.99 / SAVE 4.00
 28206-311
48" Shop Light Fully Assembled with Bulbs
 Comes fully assembled and includes bulbs. Steel construction with white enamel finish. Includes grounded cord and plug. Chain and hooks for hanging.



99⁹⁹


Reg 109.99 / SAVE 10.00
 18005-253
Galvanized Bale Feeder
 2 Piece galvanized 1" slant bars and horizontal frame constructed of 1 1/4" galvanized tubing.

139⁹⁹

Reg 149.99 / SAVE 10.00
 17742-253
Round Bale Hay Feeder
 8 ft diameter feeder. Made of heavy 1 1/2" tubing with 1" slant bars. Legs prevent freezing down.

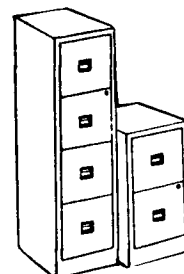
Hurry!

Sale prices good
 Mon., Aug. 6th thru
 Sat., Aug. 11th



319⁹⁹

Reg 339.99 / SAVE 20.00
 25402-293
High Pressure Washer
 Handy cart mobility. 500-600 psi automatic mixing for easy cleaning and spraying. Built-in tank eliminates the need for bottles etc. Special duty 3/4 Hp motor. 5-way valve selects cleaning phase desired. 100% chemical metered chemical rinse tank filling and off. 2 gpm pump. 6 ft grounded power cord. 35" high 15 1/2" wide, 18 1/4" deep. Requires 15 amps power at 110 volts.
 Industrial High Pressure Washer w/1 1/2 H.P. motor and 1000 PSI
 25468-293 **SALE 549.99**



Metal Filing Cabinets

All steel welded construction. Baked enamel finish. Drawers move easily on nylon rollers. Adjustable folder supports. Locking drawers-2 keys.
2 Drawer 36 lbs. 29⁹⁹
 30007-111/ almond / Reg 39.99
 30061-111/ choc / Reg 39.99
4 Drawer 65 lbs. 49⁹⁹
 30014-111/ almond / Reg 64.99
 30053-111/ choc / Reg 64.99
Easy-To-Assemble Desk Top Desk 30021-111 Reg 29.99 SALE 24.99
Hanging Folder w/Frame 42988-251 Reg 9.99 SALE 5.99

36⁹⁹

Reg 39.99 / SAVE 3.00
 19384-243
4 Cubic Ft. Wheelbarrow 59⁹⁹
 Reg 64.99 / SAVE 5.00
 5 Cu Ft / 19513-243
64⁹⁹
 Reg 69.99 / SAVE 5.00
 6 Cu Ft / 19545-243
Contractor's Wheelbarrow



Galvanized Steel Wire

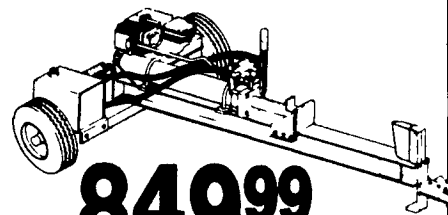
Smooth galvanized steel wire for use with electric fence chargers.
17 ga. 1/4 mi. 7⁹⁹
 19102-150
17 ga. 1/2 mi. 14⁹⁹
 19111-150
14 ga. 1/4 mi. 15⁹⁹
 19112-150

159⁹⁹

Reg 169.99 / SAVE 10.00
 12997-279

3 Pt. Hitch Log Splitter

Mounts on back of category 1 or 2 tractor in minutes. 6' x 6' steel I beam. High carbon steel wedge with ground edge and spreader wings. Handles logs up to 26" long. Less cylinder valve and hoses. Use with a 3", 3 1/2" or 4" cylinder depending on tractor PSI. Maximum PSI 25,000.



849⁹⁹

15 Ton Low Profile Log Splitter

2-stage pump. 5 Hp engine has splitting force of 30,000 lbs. Automatic retraction of cylinder. Handles logs up to 26" long. Road speed tubeless tires and a 1 1/2" ball hitch coupler w/safety chain.

SAVE 7⁰⁰

on 2 Pr.
 \$3.00 off one pair
 \$3.50 off each pair, 2 or more

Famous Brand Denim Jeans

Save on Wrangler, Big Smith or Prewashed Lee 14 oz denim jeans. Mix or match brands.


Brand	Reg	1 Pr.	2 pr or more Each Sale
Lee Prewashed	19.99	16.99	16.49
Wrangler	17.99	14.99	14.49
Big Smith	13.99	10.99	10.49



Lee
Wrangler
 'No Fault' Denims
BIG SMITH

42⁹⁹

Reg 44.99 / SAVE 2.00
 20310-159
9.5L x 15" 8 Ply Hi-Flotation Tires
 1. be for above Reg 12.99
 20321-159



47⁹⁹

Reg 49.99 / SAVE 2.00
 20319-159 F.E.T. 1.54
11L X 15" 8 Ply Hi-Flotation Tires
 1. be for above Reg 12.99
 20321-159

Central Tractor Wagon Gears

Featuring one piece steering rod, all-welded construction, rear hitch, and pressure type grease fittings. Bolster stakes can be set at 38" or 42" width. Gear capacities are gross weight at farm tractor speeds. All units come less tires.

6 Ton 80765-046 Reg 429.99	399⁹⁹	8 Ton 80772-046 Reg 489.99	449⁹⁹
10 Ton 80780-046 Reg 589.99	549⁹⁹		



55¢

each
 Reg 69¢ / SAVE 20%
 17895-130
Steel Rod Elec. Fence Posts
 48" long, made of 1/2" steel

THESE PRICES WILL BE HONORED ONLY AT THE FOUR STORES LISTED BELOW.

CENTRAL TRACTOR FARM & FAMILY CENTER

CHAMBERSBURG
 1351 Lincoln Way East Ph 717/264-8282
 Open 9-6 Mon -Thur / 9-9 Fri / 9-5 Sat

LANCASTER
 1570 Manheim Pike Ph 717/569-0111
 Open 8:30-5:30 Mon -Fri / 8:30-5 Sat

QUAKERTOWN
 Quakertown Plaza Shopping Center
 Rts 309 & 313 Ph 215/538-2494
 9-6 Mon-Wed / 9-9 Th & Fri / 9-5 Sat / 12-5 Sun

FLEETWOOD
 WEAVER'S HARDWARE CO
 RD 4125 Fleetwood PA 19522
 (on main road from Fleetwood to Topton)
 PH 215 944 7486 - 215 944 9648
 Hours Mon thru Fri 8 AM to 7 PM
 Sat 8 AM to 4 PM

All items are subject to stock on hand. We reserve the right to limit quantities. Sale ends on above date. Not Responsible For Printing Errors.