


# CRAFT CORNER



## Make it personal for children

Children will love a personalized room plaque and light switch, especially when they're made by a loving parent, grandparent or family friend.

The set shown here is worked on plastic canvas, using a technique similar to needlepoint. Not surprisingly, the technique is called "plasticpoint."

Pieces feature a "busy bunnies" design, complete with bees, butterflies and a child's name. Bunnies even have three-dimensional cotton tails and carrot tops.

The kit contains all supplies needed for the plaque and switch plate, including blue yarns for the background and bright colors for the bunny design. The plaque measures 13½ inches by 5 inches; the switch plate cover, 5½ inches by 5 inches.

To order kit D-2518, send \$16 to Ellen Appel Crafts, your newspaper's name, Box 1144, Laguna Beach, CA 92652. (California residents, please add 6

percent sales tax.) If you wish to learn plasticpoint now, directions below explain the craft more fully.

Plasticpoint is popular because it combines the look of needlepoint with the convenient ease of handling. In addition, it lends to a variety of projects.

Because the canvas is stiff plastic, there's no need for a hoop to keep the work taut. As a result, stitches stay even, the canvas works up quickly and results are professional-looking.

The switch plate set is just one example of a plasticpoint project. By cutting and stitching pieces together, it's also possible to make boxes, mobiles, picture frames and many other home accessories.

If you enjoy needlepoint, you'll find plasticpoint a fast and fun change of pace. Even if you've never tried either craft, you'll find plasticpoint remarkably easy to do.

Here are directions for a plasticpoint plaque.

**MATERIALS:** If you're not

working with a kit, you'll need plastic canvas, yarns, needle, scissors, design chart or graph paper and pencil.

**DIRECTIONS:** 1. Draw design on graph paper. 2. Following your chart, work the background in the continental stitch as illustrated. 3. Work designs according to chart.

**CONTINENTAL STITCH:** 1. Beginning at upper right-hand corner, work stitches from right to left. Complete entire row of colored area. 2. Turn canvas upside down to stitch the next row, again from right to left.



**FINISHING:** 1. Cut away excess canvas. 2. Overcast edges. 3. Decorate with ribbons, yarns, pompoms or any other way, if desired.



## Treasure trove

(Continued from Page B10)

Though a few Holosteans exist even today, most had died out by the time fish swam in the lagoon at the Lebanese site; the fossils there were mostly Teleosts. But earlier, at Solnhofen, the fish were almost all Holosteans. Thus, the Tepexi fish may be from a time when Holosteans were being replaced as the dominant group of fish.

About half of Tepexi's non-fish fossils are plant-like life forms that have branches and chambers that provided homes for microscopic organisms. Others are relatives of contemporary squid and octopi, early sea urchins, spider crabs, and snails, among other things.

Scientists will be studying Tepexi's fossils for a long time. For the Aranguthy family and other residents of the isolated Indian town, the fossils mean a source of fame and a sense of pride.

The governor of the state of Puebla has already dedicated the new museum, which is expected to open this summer. It is, of course, faced with stone from the fossil-producing quarry. When scientists come to the community, they are treated like visiting royalty, Callison says and Tepexi's residents regard the fossils as part of Mexico's heritage.

"We don't want to see our fossils in the chimneys of millionaires," says Miguel Aranguthy. "They are part of Mexico's patrimony."



**KEEPING AMERICA ON THE GROW**

## WATER THAT WON'T QUIT



RELAX...  
**Ritchie.**  
WATERS 'EM RIGHT™

Ritchie Fountains deliver. Even in the dead of winter they are out there working. You're not

Weatherproof. You bet they are. Heating systems and efficient insulation keep water ice-free just set the Watt Watcher™ thermostat for minimal energy use. Big-throated, non-stick plastic valves keep water gushing in. Each of your cows get all the water they need to promote peak production.


Ritchie Fountains are tough, too. Quality-built with rugged heavy galvanized steel and CD-50 epoxy finish to stand up to weather and barnlot abuse.




Why take chances on anything less than a red and yellow Ritchie Fountain? Call your Ritchie dealer for water that won't quit.

## LEISS VENTILATION EQUIPMENT MANUFACTURING For The Farm

Wall and Ceiling Mount



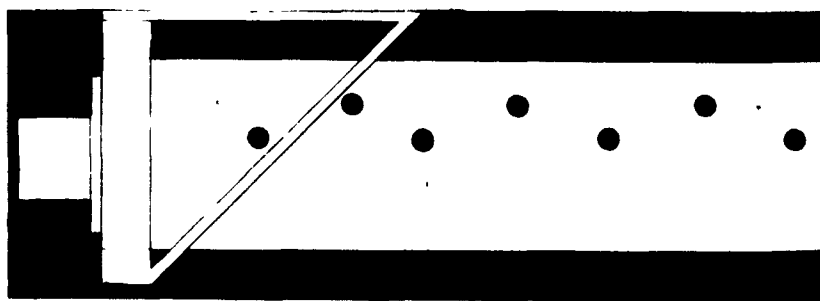
12 to 24 inch Direct Drive



24 to 36 inches Belt Drive Fans

- Completely automatic, fully assembled ready to operate.
- Heavy gauge corrosion resistant aluminum fan blade.
- Extra sturdy, corrosion resistant pointed steel frame.

Poly Tube Ventilation



Ventilation For Dairy - Hogs & Chickens

**RYDER SUPPLY CO.**

539 Falling Spring Road  
P.O. Box 219  
Chambersburg, PA 17201-0219  
Phone 717-263-9111