

**NEW EQUIPMENT IN STOCK**

- |                      |                           |                     |
|----------------------|---------------------------|---------------------|
| MF 240 8 spd Tractor | MF 224 Baler              | Rakes               |
| MF 250 Tractor       | MF 212 Bale Thrower       | Forage Wagon        |
| MF 1144 Corn Head    | MF 860 diesel Comb. Hydro | Mower Conditioners  |
| MF 1163 Corn Head    |                           | MF 4 Row Cultivator |
| MF 13' Grain Head    |                           |                     |

Conde Vacuum Pump \$1,000

**USED EQUIPMENT**

- |  |                                     |  |
|--|-------------------------------------|--|
| MF 510 Combine                                     | MF 750 Combine w/13 ft. Grain Heads | Ford 1500, 4WD Tractor                 |
| MF 760 Combine w/6 row Corn Head & 16' Grain Table | MF 285 Diesel Tractor w/cab         | JD 6 Row Cultivator                    |
| MF 750 Combine w/63C Corn Head & 14' Grain Table   | Ford 6000 Tractor                   | NH 707 Forage Harvester w/3 pt. Hookup |
- See Us For All Your Farming Needs

Renting skid steer loaders. Radio Dispatched Service

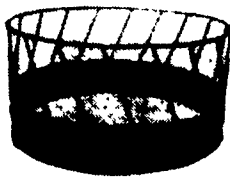


Your Business Machines

**ABRACZINSKAS Farm Equipment, Inc.**

RD1, Catawissa, PA.  
717-356-2323  
(south on Rt. 42)

**Special Price Up To 20% On Some Styles SAVE YOUR HAY WITH SLANT BAR FEEDERS**



18 Holes  
3 Section Feeder  
\$135.00



6-8-10 Ft  
\$19 a ft.


**SPECIAL PRICE ON STEEL WHEELS**



All Metal Construction

ALL PURPOSE FEED TRAILER

Priced At	
24 ft.	'695
30 ft.	'825



**Feeders on Skids**

12 ft.	\$290.00	18 ft.	\$318.00
16 ft.	\$360.00	24 ft.	\$399.00
		30 ft.	\$470.00
		36 ft.	\$540.00



**BARTVILLE WELDING SHOP**  
Rt. 1 Christiana, PA (at Bartville) 17509

Dealers Welcome



NEW HOLLAND

**ABC GROFF, INC.**

Since 1890  
110 Railroad Ave. New Holland, PA 17557

Parts 717-354-4191  
Sales 717-354-4731  
Service 717-354-8004



OUR TRUCKS ARE RADIO CONTROLLED

STORE HOURS  
Mon., Tues., Wed 7-5  
Thurs., Fri 7-9  
Sat 7-4

Open Thursday and Friday Until 9 P.M.

**1037 AUTOMATIC BALE WAGON - 104 Bale Load Capacity**

With Hillside Hauling Kit

**\$17,400.00**

The Model 1037 is made for high capacity. A three-bale-wide machine, it handles up to 64 tons in an eight-hour day. A full load consists of 104 bales (14"x18") or 83 bales (16"x18"). During a regular working day, this model will move approximately 1,600 bales from field to storage. And one person does it all from a tractor seat.


**1003 AUTO BALE WAGON**

83 Bale Loading Capacity  
**\$9,990<sup>00</sup>**

The economical Model 1003 is just that — economical. Designed for the farmer who puts up about 15,000 bales of hay a year, it has the lowest price per bale of any bale wagon on the market today. A three-bale-wide model, it hauls 83 14"x18" bales and has a bale capacity 50 percent greater than the previous economy model.

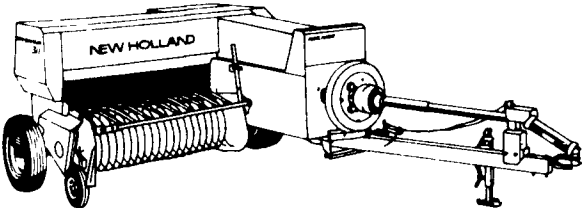
**(1) N.H. 258 Hydraulic Drive Rake**  
Left Hand, 9 1/2 Ft., Hitch and Jacks, Flotation Tires, Flow Control Kit.  
**\$2950.00**

Hydraulic-Drive Rakes Give You More. Sperry New Holland hydraulic rakes give you what ground drive rakes can't. Hydraulic drive lets you tailor your basket speed to crop condition regardless of the tractor speed. You can go slow through a heavy crop, yet set your basket speed fast enough to move it all into uniform windrows. Hydraulic rakes require less maintenance and have longer life since there are fewer moving parts. And there's less chance of tine damage because the hydraulic relief valve protects the rake should it strike an obstruction.



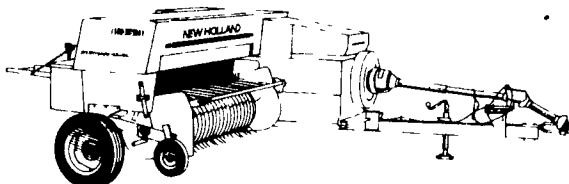
**(1) N.H. 311 BALER w/ Model 70 Bale Throwers \$9150.00**  
Hydraulic Direction, Electric Controls

**(1) NH 311 BALER w/Model 75 Hydraulic Bale Thrower, Electric Distance & Tilt \$9500.00**



NH 311 The World's Best Selling Baler


**(1) N.H. 316 BALER With 75 Hydraulic Bale Thrower \$10,800.00**



A Baler With Extra Strength and Capacity

**1 N.H. 230 FARM WAGON 6-Ton w/Long Fixed Tongue, 15x8" Rims \$875.00** Tires Extra

The Model 230 farm wagon, handles medium-duty hauling chores. The heavy-duty reach pole is the same used on the bigger Model 234. The "230" has an A S A E load rating of 6 tons



**(3) N.H. 234 Farm Wagon, 8 Ton w/Long Adjustable Tongue 15x8" Rims \$1,070.00** Tires Extra

The heavy-duty Model 234, is a good companion for the Model 8 Crop-Carrier. The front axle assembly is reinforced to withstand stress imposed by heavy loads and big tractors. It has an A S A E load rating of 8 tons

**WAIVER OF FINANCE ON HAY AND FORAGE EQUIPMENT UNTIL SEPT. 1, 1984**

(OR)

**LOW RATE FINANCING ON NEW & USED EQUIPMENT**

3% - 12 mo. 6% - 18 mo. 9% - 24 mo. 10.9% up to 60 Mo.

(OR)

**BIG CASH REBATES**

Take Advantage Of One Of These Great Programs

Plus The Special Low Prices On Equipment While They Last!



SPEERY NEW HOLLAND

\* ALL NEW EQUIPMENT EXCEPT SKID LOADERS