

CENTRAL TRACTOR FARM & FAMILY CENTER



Hurry!

Sale prices good
Now thru
Sat., June 30th



699

Reg 9 99 / SAVE 3 00
14185-272

5 Gal. Driveway Sealer / Filler

Restores rough, porous and worn asphalt pavement. Heavy duty water soluble tar emulsion is ideal for filling fine cracks, smoothing irregularities and giving finish coat in one application. Soap and water clean-up.



32⁹⁹

Red 9462-060 / White 9464-060

5 Gal. Acrylic Latex Barn & Fence Paint

This high quality acrylic latex paint gives excellent durability. Self-priming, self cleaning, and not poisonous to animals.



319⁹⁹

Reg 349 99 / SAVE 30 00
12958-279

16' Bale Elevator

16' Bale Elevator composed of two 8 ft sections. Complete with motor mount sheave and belt. For electric motor and gas engine drive.

8' Extension for above Reg 128 00
12959-279 **SALE 114.99**




FI-SMUCK. Electronic Fluorescent Bug Killer.

The acreage listed for each model indicates the estimated luring area.

15 Watt 1/2 acre **44⁹⁹**
18033-113 Reg 59 99

25 Watt 3/4 acre **69⁹⁹**
17992-113 Reg 79 99

75 Watt 1 1/2 acre **99⁹⁹**
18026-113 Reg 119 99



29⁹⁹

Reg. 34.99 / SAVE 5.00
13974-272

5 Gallons Aluminum Roof Coating

This asphalt base product provides a waterproof coating for outside wall surfaces as well as roofs.

Roof Brush for applying roof coating
21622-169... **NOW 5.99**




48⁹⁹

Reg 54 99 / SAVE 6 00
12100-236

Tractor Umbrella

Fits all makes and models. Completely new umbrella can be adjusted to most any angle to protect you from the sun and allow free air movement at the same time.




44⁹⁹

Reg 49 99 / SAVE 5 00
17978-113

Weed Chopper


A chopper fence that cuts weeds on contact. Operates on 110 AC current.



16⁹⁹

Red Stripe Baler Twine

This high quality twine is uniform in thickness for guaranteed trouble free operation, free replacement of any defective twine. 9000 ft., 290 Tensile strength.



59⁹⁹

Reg 65 99 / SAVE 6 00
17985-113

Module Fencer

Holds animals better under conditions such as wet fences, weeds and grass. Shocks through wet weeds.



Insulators

Nail Type 139
25/pkg 17879-130 Reg 1 75

Springboard 339
25/pkg 17880-130 Reg 4 19

Western 259
25/pkg 17899-130 Reg 3 39

Porcelain 169
25/pkg 17901-130 Reg 2 19




22⁹⁹

Reg. 24.99 / SAVE 2.00
24703-282

4 Pt. Gaucho Barb Wire

Gaucho barbwire is made of improved, high carbon steel wire that is drawn and galvanized in a highly specialized process. 15 1/2 gauge, 4 pt wire 5" spacing. 80 rod spools.

ALL RIDERS ARE SET UP AND SERVICED



TWO YEAR TRANSAXLE WARRANTY ON \$949.99 MODEL

99⁹⁹

Reg 109 99 / SAVE 10 00
22079-258

3 Hp. Dynamark 19" Push Mower

Mower is equipped with a 3 hp engine, extended recoil starter, 8" wheels. Standard height adjustment. Loop handle with throttle control. **IN CARTON ONLY.**

YOUR CHOICE

949⁹⁹


Reg. 999.99 / SAVE 50.00

#5188-81 36" Side Discharge 23047-258

#5188-80 36" Rear Discharge 23054-258

11 Hp. Full Electric Start Transaxle Drive

Synchro-balanced engine, key ignition, electric starting, 5' deluxe headlights and a heavy duty Transaxle with disc brake & automotive differential section. 3 forward speeds, 1 reverse. Available with either a 36" rear discharge twin blade cutting deck or a side discharge cutting deck.



1099⁹⁹

Reg 1199 99 / SAVE 100 00

36" Rear Discharge 22546-258

1149⁹⁹

Reg 1249 99 / SAVE 100 00

Dynamark 11 Hp. 6 Speed Tractor

Synchro-balanced engine, key ignition, electric starting, sealed beam headlights and a heavy duty Transaxle with disc brake & automotive differential section. 6 forward speeds, 1 reverse. Available with either a 36" rear discharge twin blade cutting deck or a 42" side discharge triple blade deck.

154⁹⁹

Reg 169 99 / SAVE 15 00
23106-258

22" 3 1/2 H.P. Rotary Mower

22" Side Discharge 3 1/2 H.P. engine with and extended recoil starter, engine shroud oil filter w/ dip stick, mounted throttle control with non-kink cable and height adjustment. In Carton.

1599⁹⁹

Reg 1799 99 / SAVE 200 00
23061-258

Dynamark 18 Hp. Full Electric Start Tractor & 42" Mower


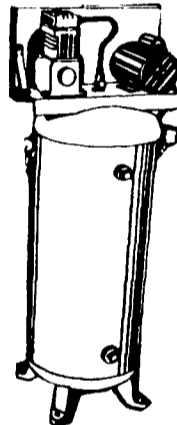
Includes 42' triple blade cutting deck, twin cylinder Synchro-balanced Briggs & Stratton engine, electric start, heavy duty transaxle, 4 speeds forward, 1 reverse. Optional ground engaging equipment available (plow, disc, cultivator, etc.)

699⁹⁵

Reg 749 95 / SAVE 50 00
18397-106

5 Hp. Air Compressor

Highly efficient medium-duty industrial air compressor with cast-iron twin cylinder 1 stage pump, 5 Hp 230 V single phase electric motor, 15.1 cfm displacement. Features a 60 gal tank totally enclosed belt guard for safe operation, bleeder type pressure switch for loadless starting.




184⁹⁵

Reg 99 95 / SAVE 15 00
17980-106

1/2 Horsepower Air Compressor

10 gallon tank, 3.4 CFM displ, 2.2 CFM at 40 psi. Dial O-Matic control with easy-to-read gauge enables you to dial the pressure desired; no additional regulator needed.
15' Air Hose 17791-106 **NOW 5.99**



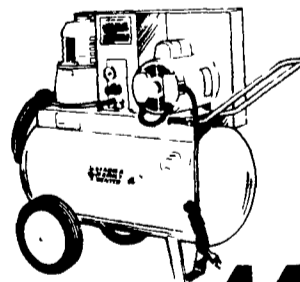
36⁹⁹

Reg 46 99 / SAVE 10 00
19460-145

2 Ton Hydraulic Floor Jack

High carbon steel side plates. Over-size front wheels for stability. Ball bearing casters for easy positioning. Reg prices may vary locally.

2 Ton Hvy. Duty Hyd. Service Jack
19667-145 Reg 124 99 / SALE 114.99



444⁹⁵

Reg 469 95 / SAVE 25 00
17984-106

2 Horsepower Air Compressor

This compressor matches a big 2 hp electric motor, a big twin compressor with an output of 7.8 cfm at 40 psi and a 22 gallon tank. Has many of the features of a big stationary unit, yet it is as portable as the 1/2 hp unit.
15' Air Hose 17791-106 **NOW 8.99**




Galvanized Steel Wire

Smooth galvanized steel wire for use with electric fence chargers

17 ga. 1/4 mi. 799
19102-150

17 ga. 1/2 mi. 1499
19111-150

14 ga. 1/4 mi. 1599
19112-150




24⁹⁹

Reg 27 99 / SAVE 3 00
24871-282

4 Pt. Barb Wire

12 1/2 gauge, 4 pt wire 5" spacing. 80 rod spools. Import.



55¢

each
Reg 69¢ / SAVE 20%
17895-130

Steel Rod Elec. Fence Posts

48" long made of 1 1/2" steel

THESE PRICES WILL BE HONORED ONLY AT THE FOUR STORES LISTED BELOW.



FARM & FAMILY CENTER

CHAMBERSBURG
1351 Lincoln Way East Ph 717/264-8282
Open 9-6 Mon-Thur / 9-9 Fri / 9-5 Sat

LANCASTER
1570 Manheim Pike Ph 717 569-0111
Open 8 30-5 30 Mon-Fri 8 30 5 Sat

QUAKERTOWN
Quakertown Plaza Shopping Center
Rts 309 & 313 Ph 215/538-2494
9-6 Mon-Wed / 9-9 Th & Fri / 9-5 Sat / 12-5 Sun

FLEETWOOD
WEAVER'S HARDWARE CO.
RD 4125 Fleetwood PA 19522
(on main road from Fleetwood to Tipton)
PH 215 944 7486 215 944 9648
Hours Mon thru Fri 8 AM to 7 PM
Sat 8 AM to 4 PM

All items are subject to stock on hand. We reserve the right to limit quantities. Sale ends on above date. Not Responsible For Printing Errors.