


# CENTRAL TRACTOR FARM & FAMILY CENTER




**6.99**  
Reg 9.99 / SAVE 3.00  
14185-272  
**5 Gal. Driveway Sealer / Filler**  
Restores rough, porous and worn asphalt pavement. Heavy duty water soluble tar emulsion is ideal for filling fine cracks, smoothing irregularities and giving finish coat in one application. Soap and water clean-up.


**32.99**  
Red 9462-060 / White 9464-060  
**5 Gal. Acrylic Latex Barn & Fence Paint**  
This high quality acrylic latex paint gives excellent durability. Self-priming, self-cleaning, and not poisonous to animals.



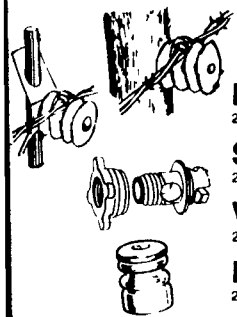
**44.99**  
Reg 49.99 / SAVE 5.00  
17978-113  
**Weed Chopper**  
A chopper fence that cuts weeds on contact. Operates on 110 AC current.



**14.99**  
Reg 15.99 / SAVE 6%  
17984-113  
**Compact Economy Fencer**  
One-third the size of standard fencers. Continuous charge. 110 volt AC.



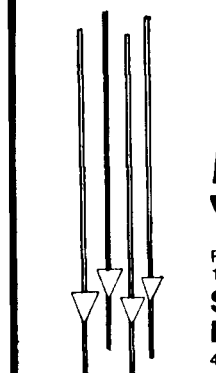
**59.99**  
Reg 65.99 / SAVE 6.00  
17985-113  
**Module Fencer**  
Holds animals better under conditions such as wet fences, weeds and grass. Shocks through wet weeds.



**Insulators**  
**Nail Type** 1.39  
25/pkg 17879 130 Reg 1.75  
**Springboard** 3.39  
25/pkg 17880 130 Reg 4.19  
**Western** 2.59  
25/pkg 17899 130 Reg 3.39  
**Porcelain** 1.69  
25/pkg 17901 130 Reg 2.19




**Galvanized Steel Wire**  
Smooth galvanized steel wire for use with electric fence chargers.  
**17 ga. 1/4 mi.** 7.99  
19102 150  
**17 ga. 1/2 mi.** 14.99  
19111 150  
**14 ga. 1/4 mi.** 15.99  
19112 150



**55¢ each**  
Reg 69¢ / SAVE 20%  
17895-130  
**Steel Rod Elec. Fence Posts**  
48" long made of 1/32" steel




**48.99**  
Reg 54.99 / SAVE 6.00  
12100-236  
**Tractor Umbrella**  
Fits all makes and models. Completely new umbrella can be adjusted to most any angle to protect you from the sun and allow free air movement at the same time.



**16.99**  
24670-282  
**Red Stripe Baler Twine**  
This high quality twine is uniform in thickness for guaranteed trouble free operation, free replacement of any defective twine. 9000 ft., 290 Tensile strength.



**22.99**  
Reg. 24.99 / SAVE 2.00  
24703-282  
**4 Pt. Gaucho Barb Wire**  
Gaucho barbwire is made of improved, high carbon steel wire that is drawn and galvanized in a highly specialized process. 15 1/2 gauge, 4 pt wire 5" spacing. 80 rod spools.



**24.99**  
Reg 27.99 / SAVE 3.00  
24871-282  
**4 Pt. Barb Wire**  
12 1/2 gauge 4 pt wire 5" spacing. 80 rod spools. Import.

## Hurry!

Sale prices good  
Mon., June 18 thru  
Sat., June 30th




**319.99**  
Reg 349.99 / SAVE 30.00  
12958-279  
**16' Bale Elevator**  
16' Bale Elevator composed of two 8 ft sections. Complete with motor mount, sheave and belt. For electric motor and gas engine drive.  
8' Extension for above Reg 128.00  
12959-279 **SALE 114.99**



**FI-SMUCK**  
**Electronic Fluorescent Bug Killer**  
The acreage listed for each model indicates the estimated turing area.  
**15 Watt** 1/2 acre **44.99**  
18033-113 Reg 59.99  
**25 Watt** 3/4 acre **69.99**  
17992-113 Reg 79.99  
**75 Watt** 1 1/2 acre **99.99**  
18026-113 Reg 119.99

ALL RIDERS ARE SET UP AND SERVICED




TWO YEAR TRANSAXLE WARRANTY ON \$899.99 MODEL

YOUR CHOICE

**99.99**  
Reg 109.99 / SAVE 10.00  
23079-258  
**2 Hp. Dynamark 19" Push Mower**  
Mower is equipped with a 3 hp engine, extended recoil starter, 8" wheels. Standard height adjustment. Loop handle with throttle control. **IN CARTON ONLY.**

**899.99**  
Reg 999.99 / SAVE 100.00  
#5188-81 36 Side Discharge 23047 258  
#5188-80 36' Rear Discharge 23054-258  
**11 Hp. Full Electric Start Transaxle Drive**  
Synchro-balanced engine, key ignition, electric starting, 5 deluxe headlights and a heavy duty Transaxle with disc brake & automotive differential section. 3 forward speeds, 1 reverse. Available with either a 36" rear discharge twin blade cutting deck or a side discharge cutting deck.




**1099.99**  
Reg 1199.99 / SAVE 100.00  
36" Rear Discharge 22546-258  
**1149.99** 42" Deck 22752 258  
Reg 1249.99 / SAVE 100.00


**Dynamark 11 Hp. 6 Speed Tractor**  
Synchro-balanced engine, key ignition, electric starting, sealed beam headlights and a heavy duty Transaxle with disc brake & automotive differential section. 6 forward speeds, 1 reverse. Available with either a 36" rear discharge twin blade cutting deck or a 42" side discharge triple blade deck.

**154.99**  
Reg 169.99 / SAVE 15.00  
23106-258  
**22" 3 1/2 H.P. Rotary Mower**  
22" Side Discharge 3 1/2 H.P. engine with an extended recoil starter, engine shroud oil filter w/ dip stick, mounted throttle control with non-kink cable and height adjustment. **In Carton**


**1599.99**  
Reg 1799.99 / SAVE 200.00  
23061-258  
**Dynamark 18 Hp. Full Electric Start Tractor & 42" Mower**  
Includes 42" triple blade cutting deck, twin cylinder Synchro balanced Briggs & Stratton engine, electric start, heavy duty transaxle, 4 speeds forward, 1 reverse. Optional ground engaging equipment available (plow, disc cultivator, etc.)



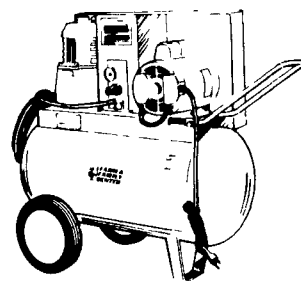
**699.95**  
Reg 749.95 / SAVE 50.00  
18397-106  
**5 Hp. Air Compressor**  
Highly efficient medium-duty industrial air compressor with cast iron twin cylinder 1 stage pump, 5 Hp 230 V single phase electric motor, 15.1 cfm displacement. Features a 60 gal tank totally enclosed belt guard for safe operation, bleeder type pressure switch for loadless starting.



**184.95**  
Reg 99.95 / SAVE 15.00  
17980 106  
**1/2 Horsepower Air Compressor**  
10 gallon tank, 3.4 CFM displ, 2.2 CFM at 40 psi. Dial O-Matic control with easy to read gauge enables you to dial the pressure desired. No additional regulator needed.  
15' Air Hose 17991-106 **NOW 5.99**



**36.99**  
Reg 46.99 / SAVE 10.00  
19460-145  
**2 Ton Hydraulic Floor Jack**  
High carbon steel side plates. Over-size front wheels for stability. Ball bearing casters for easy positioning. Reg prices may vary locally.  
**2 Ton Hvy. Duty Hyd. Service Jack**  
19667-145 Reg 124.99 / **SALE 114.99**



**444.95**  
Reg 469.95 / SAVE 25.00  
17984-106  
**2 Horsepower Air Compressor**  
This compressor matches a big 2 hp electric motor, a big twin compressor with an output of 7.8 cfm at 40 psi and a 22 gallon tank. Has many of the features of a big stationary unit, yet it is as portable as the 1/2 hp unit.  
15' Air Hose 17791-106 **NOW 6.99**

THESE PRICES WILL BE HONORED ONLY AT THE FOUR STORES LISTED BELOW.



## FARM & FAMILY CENTER

**CHAMBERSBURG**  
1351 Lincoln Way East Ph 717/264-8282  
Open 9-6 Mon -Thur 9-9 Fri 9-5 Sat

**LANCASTER**  
1570 Manheim Pike Ph 717 569 0111  
Open 8:30-5:30 Mon-Fri 8:30-5 Sat

**QUAKERTOWN**  
Quakertown Plaza Shopping Center  
Rts 309 & 313 Ph 215/538 2494  
9-6 Mon-Wed 9-9 Th & Fri 9-5 Sat 12-5 Sun

**FLEETWOOD**  
WEAVER'S HARDWARE CO  
RD 4125 Fleetwood PA 19522  
on main road from Fleetwood to Topton  
PH 215 944 7486 215 944 9648  
Hours Mon thru Fri 8 AM to 7 PM  
Sat 8 AM to 4 PM

All items are subject to stock on hand. We reserve the right to limit quantities. Sale ends on above date. Not Responsible For Printing Errors.