

BRAND NEW GEHL MODEL 3510 SKID LOADER

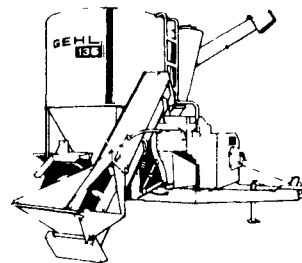
With Ford Gas Water-Cooled 24 HP Engine

- SELF-LEVELING LOADER
- THIS COMPLETE CAGE FLIPS UP FOR EASY SERVICE
- 54" WIDE x 68" HIGH W/54" BUCKET

Buy All This For Only \$10,850⁰⁰

A winner at any job, from start to finish

And Get Waiver of Finance Till July 1, 1984



SPECIAL! SPECIAL!

OUR NATION'S FARMERS #1 CHOICE GEHL

Not Only Crop Grinding Season Is Here, But PRICE GRINDING is Here, Too!

HYDRAULIC GEHL MIX-ALLS*

Gehl's Put Good Ideas to Work in a hydraulic grinder mixer for less maintenance easier operation. The 100 bushel Mix All unloads as quickly as 3 1/2 minutes. Features include the big 21" mill with 66 reversible hammers hydraulically driven in feed attachments with infinite speed control and quick change screens for faster performance and operating convenience. Stop by and see the hydraulic 100 Mix All today!


New Gehl 100 in Stock One Only Serial #9536 AT \$6961.00

Yes! We Have In Stock Your 3 Pt. Rotary Cutter... Ready To Go Now!

RHINO & BUSH HOG ROTARY CUTTERS

- Rhino SE 5, 5 Ft., One Year Warranty..... \$499
- Bush Hog 256, 6 Ft..... \$695

7 Ft. And 8 Ft. Available Upon Requested Order, Also Larger Wing Fold Models.



Chain Kit Optional

MAKE US YOUR DEALER NOW!

ROW CROP CULTIVATORS READY TO WORK!



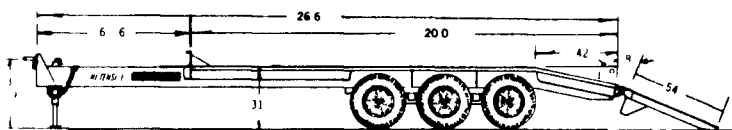
NEW FARMHAND 4 ROW CULTIVATOR w/Danish Tines

- Depth Wheel On Each Gang
- Weathered

\$1385

SAVE! SAVE!! SAVE!!! On New General Eager Beaver Trailers

PRICES YOU CAN AFFORD!

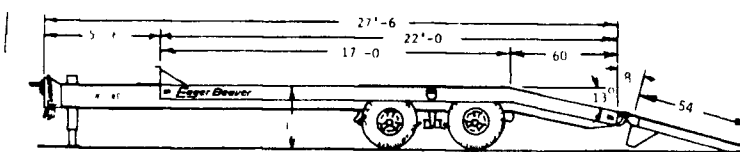


NEW MODEL 9 DOW

9 Ton, 3 Axle, Electric Brakes, Complete Truck Wiring Harness Kit Including Brake Control
Reg. List Price Setup... \$5,500
DISCOUNT SALE OFFER ONLY..... \$3,990

NEW MODEL HA20

20 Ton, Hi-Capacity, Air Brakes, 8.25R15 G Michelin Radial Tires




Reg. List Price Setup \$12,695
DISCOUNT SALE OFFER ONLY... \$8,950 Plus F.E.T.

SPECIAL... BRAND NEW 6 TON ELECTRIC WHEEL WAGON RUNNING GEARS

Knocked Down Less Tires w/8x15 Rims, Regular Standard Tongue (Non-Adjustable), 6 Bolt Wheels

Reg. Price \$705
SALE PRICE \$529

HEAVY DUTY SPEED KING PORTABLE ELEVATORS IN STOCK!



Engineered for balance one man can move and position elevator even with hopper in tilt up position. Choose from PTO, gas, or electric power. All drives come standard with 1050 roller chain and adjustable slip clutch.

Center location of attaching chain lengths and trough design prevent galvanized cupped flights from tipping to assure maximum material flow at any angle. #62 elevator chain available with C-1 attachment links standard. Galvanized trough is 20 1/2" wide 7" deep for big capacity.

Interlocking joint design prevents sagging

Wide optional tilt up feed hopper (with patented design) has adjustable springs to provide balance at any elevator angle. Tilts up flat over trough for transport.

Safety features meet and/or exceed prescribed industry standards

Ruggedly constructed tubular undercarriage "tucks away" to get in close to bins and cribs for maximum reach

Wheels with regrease able anti friction bearings are set far apart for good standability



SPEED KING UTILITY AUGERS

- Motor Mount, Control Sleeve, Safety Cage
- 11' long by 4" diameter \$116.00
 - 16' long by 4" diameter \$141.50

TRUCKLOAD DISCOUNT SALE!

On New Speed King Grain Auger Transports

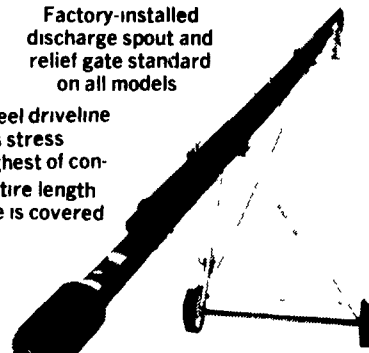
Factory-installed discharge spout and relief gate standard on all models

Solid 1" steel driveline withstands stress under toughest of conditions. Entire length of driveline is covered

Pre-lubricated, sealed gearbox assures you dependable performance

Heavy-duty intake flighting to give added life. Wire screen cage provides protection

Flex tubes are available optional in 3', 5' and 8' lengths for both 6" and 8" augers. Total flexibility allows bending in any direction to funnel flow of grain into hard-to-reach places



Ruggedly constructed scissor-type undercarriage "tucks away" to get in close to bins for maximum reach. Trussed axle arms for strength and stability at any angle

- Sizes In Stock:
- 8x46
 - 8x53
 - 10x41
 - 10x71

PTO DRIVE W/DOWN SPOUT AND FLEX HOPPER SET UP - READY FOR YOU!

The Best Money Can Buy - 100's of satisfied customers!

Speed King Portable Elevator Options



360° Swivel Head and Telescoping Spout fills crib corners. Aim the flow where you want it. Large 18 diameter opening. Telescoping 4 downspout sections increase reach up to 16'. Assembly can be swung out of the way or removed for bale handling.



Adjustable Bale Slide increases the effectiveness of the elevator for handling baled materials



Shovel Hopper is available for use when dumping from truck or wagon

Choose from three power options: PTO, gas engine, or electric motor. Shielded PTO pictured at right can be driven from either side. Drive Kit with mount for engine or motor is available (shown above)

SIZES SET UP AND READY TO GO!

- 31 Foot
- 36 Foot
- 41 Foot
- 46 Foot

BINKLEY & HURST BROS., INC.

133 Rothsville Station Rd., Lititz, PA 17543
Located 1/2 Mile North of Rothsville

PH: 717-626-4705

Hours: Mon.-Fri. 7 A.M. - 5 P.M.; Sat. 7 A.M. - 11:30 A.M. Sun. Closed - Lord's Day