

# Pa. outlines weekly fieldwork summary

HARRISBURG — Cool, wet conditions continued to hamper spring fieldwork activities in the commonwealth during the week ending May 13, according to the

Pennsylvania Crop Reporting Service. Farmers in the northern tier of the state rated only one day suitable for fieldwork, while in the central and southern regions farm

reporters rated two days suitable. Activities for the week including plowing; spraying; hauling manure; harvesting rye for green crop and silage; cutting

asparagus; and planting oats, corn sweet corn and potatoes.

Statewide, topsoil moisture was rated surplus by 85 percent of farm reporters and adequate by 15

percent. In the northern region 94 percent rated it surplus and six percent rated it adequate. In the central region, 76 percent rated conditions surplus and 24 percent rated adequate, while in the southern tier, 89 percent of the Crop Service reporters rated it surplus and 11 as adequate.

Spring plowing was 50 percent complete by the end of the week across the state. Last year it was 65 percent complete, while the five year average for this date was 79 percent complete. In the northern region of the state 41 percent was complete, in the central region 57 percent was complete, and in the southern region of the state spring plowing was 46 percent complete.

Approximately 65 percent of the state's oat crop was seeded compared with 71 percent seeded at this time last year. In the northern region of the state 45 percent was seeded, in the central region 72 percent was seeded and in the southern region 89 percent of the oat crop was seeded. Some oats may be sown too late to get maximum yields, while some acreage intended for oat seeding may be planted in corn.

Statewide, 44 percent of the potato crop was planted compared with 45 percent planted at this time last year. In the northern region 32 percent was planted, in the central region 38 percent was planted and in the southern region of the state, 67 percent of the potato crop was planted.

By week's end, 17 percent of the barley crop was in the boot stage and six percent was headed, compared with 29 percent in boot and 16 percent headed at this time last year. In the northern region 15 percent was in boot and less than five percent was headed. In the central region 18 percent was in boot and less than five percent was headed, while in the southern region 17 percent was in boot and 21 percent was headed. Less than five percent of the wheat crop was in the boot stage compared with 24 percent in boot at this time last year.

Statewide, 11 percent of the corn crop was planted compared with 22 percent last year. The five-year average for this date was 36 percent planted. In the northern region of the state ten percent was planted, in the central region 11 percent was planted, and in the southern region 12 percent was planted.

Both alfalfa and clo-tim stands were rated good to fair. Statewide, 66 percent of farm reporters rated alfalfa stands good and 34 percent rated them fair. Clo-tim stands were rated good by 62 percent and 38 percent fair. The amount of feed obtained from pastures was rated average by 58 percent of the farm reporters, below average by 27 percent and above average by 15 percent. Some reports indicated that although pasture growth was good, cattle should not be turned out because of wet conditions.

By the end of the week, 63 percent of the state's peach trees were in full bloom or past compared with 83 percent in the same condition at this time last year. Cherries were reported as 64 percent in full bloom or past compared with 82 percent last year. Statewide, 15 percent of the apple trees were in full bloom or past compared with 56 percent at this time last year.

**W Wickes Lumber**

## YOUR ONE STOP FOR FARM BUILDING MATERIALS



### STEEL ROOFING & SIDING

36" actual coverage

Galvanized finish is corrosion and weather-resistant. Lengths available to fit most of your farm construction needs.

	8'	10'	12'	14'	16'
Galvanized	9.55	11.95	14.35	16.75	19.25
White	12.90	16.20	19.40	22.00	25.90
<b>CLOSEOUT SPECIALS</b>					
Red	11.48	14.42	17.27	20.11	23.05
Brown	11.48	14.42	17.27	20.11	23.05
Tan	11.48	—	—	20.11	—

Custom length special order steel also available in galvanized, white, red, tan, brown, gold, blue, avocado & black (Approx 3 week Del. Special order prices slightly higher)


PRICES GOOD THRU JUNE 2

### TREATED TIMBERS

The perfect choice for farm buildings! Economical treated boards can be stained, painted or allowed to weather naturally. Durable... creates a safeguard against termite damage and decay.

	12'	14'	16'	18'	20'	22'	24'
4x6	\$10.99	\$12.69	\$14.99	\$18.49	\$20.59	—	—
6x6	\$16.95	\$20.59	\$23.49	\$29.95	\$32.95	\$41.19	\$44.39


*Versatility Plus Long-Lasting Protection!*



**THE SOUTH FORK**  
15'-6" x 32'  
Loafing  
Shed

• Optional 16 ft. additions


**\$1465<sup>00</sup>** Package



**THE SHERIDAN**  
30' x 32'  
Multi-Purpose  
Building

• 10' sidewall • 10' end door • Optional 8 ft. additions


**\$3099<sup>00</sup>** Package



**THE WINCHESTER**  
40' x 48'  
Machinery  
Storage Building

• 14' sidewall • 16' end door • Optional 8 ft. additions


**\$5980<sup>00</sup>** Package



**THE SHENANDOAH**  
42' x 48'  
Machinery  
Storage Building

• 14' sidewall • 20' end door • Optional 8 ft. additions


**\$6288<sup>00</sup>** Package



**THE PENDLETON**  
32' x 32'  
Multi-Purpose  
Building

• 12' sidewall • 14' end door • Optional 8 ft. additions


**\$3500<sup>00</sup>** Package



**THE REMINGTON**  
36' x 40'  
Multi-Purpose  
Building

• 12' sidewall • 16' end door • Optional 8 ft. additions

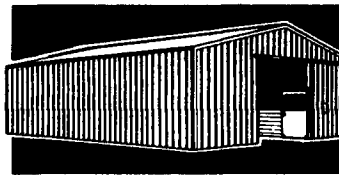
**\$4329<sup>00</sup>** Package



**THE LINCOLNSHIRE**  
48' x 48'  
Machinery  
Storage Building

• 14' sidewall • 24' end door • Optional 8 ft. additions

**\$6977<sup>00</sup>** Package



**THE BUCKINGHAM**  
32' x 32'  
Horse Barn

• 12' sidewall • 5 stalls

**\$5439<sup>00</sup>** Package

**Wickes Lumber... Your Best Choice!**

Prices good at the following location only:

1 1/4 Mile North East of EPHRATA, PA. on Rt. 272  
PH: 717-733-6521 or Lanc. 717-394-9325

Hours: Mon., Thurs., Fri. 8 AM - 8 PM;  
Tues., Wed. 8 AM - 5:30 PM; Sat 8 AM - 3 PM

