



## SIMPLE LEVELING




Level diskling is quick and easy... turning one crank is all it takes


Leave your wrenches in the tractor: drawn Level-Action™ disks have a simple crank adjustment.

Eliminate a center ridge or valley by rotating this crank. It's the only adjustment needed in most fields.

These disks also put virtually 100 percent of their working weight on the blades, thanks to the Level-Action hitch linkage. See us for details on John Deere disks in widths and weights that match your needs.



## EXPERIMENT WITH TILLAGE




This Max-Emerge® conservation planter works in nearly all field conditions


Cutting crop costs is a sure way to help your profit picture. And this 7000 Max-Emerge Conservation Planter can help by letting you experiment with ways to cut back on field preparation. Use in well-prepared or many no-till fields.

A unit-mounted tillage couler cuts a path ahead of the Tru-Vee openers to help ensure accurate seed depth. For stony conditions, check the optional frame-mounted couler.

We'll help you pick the right model for your needs. Stop in soon.



## ROCKY FIELDS?



We've got plows that are unafraid of rocks or stumps

John Deere's line of Superplows are ready to foil those hidden obstructions in your fields. An exclusive double-pivot linkage lets these plows ride up over sloping rocks or trip back to unhook from ledge rocks.

Coil springs hold each standard at a uniform plowing depth and give you quick reset action. You don't even slow down.

Spring-reset standards are available on semi-integral and drawn models and on the 1600 Integral Plow. See us for all the details.

**A.B.C. GROFF, INC.**  
New Holland, PA  
717-354-4191

**ADAMSTOWN EQUIPMENT INC.**  
Mohnton R.D. 2, PA  
(near Adamstown)  
215-484-4391

**CLUGSTON IMPLEMENT, INC.**  
Chambersburg, PA  
717-263-4103

**COVERT & SONS, INC.**  
Neshanic Station, NJ  
201-369-5241

**OXFORD GREENLINE**  
Oxford, PA  
215-932-2753  
215-932-2754

**EVERGREEN TRACTOR CO., INC.**  
Lebanon, PA  
717-272-4641

**FOSTER EQUIPMENT SALES**  
Elmer, NJ  
609-769-1535

**H.R. GUTSHALL & SONS, INC.**  
Carlisle, PA  
717-249-2313

**ROBERT G. HAMPTON, INC.**  
Shiloh, NJ  
609-451-9520

**I.G. SALES**  
Silverdale, PA  
215-257-5136

**TAM SERVICES INC.**  
RD 4 Box 77A  
Gettysburg, PA  
717-334-9148  
717-334-3710

**KERMIT K. KISTLER INC.**  
Lynnport, PA  
215-298-2011

### The Long Green Line™



*Nothing runs like a Deere™*

**LANDIS BROS. INC.**  
Lancaster, PA  
717-291-1046

**ROBERT E. LITTLE INC.**  
Zieglerville, PA  
215-287-9643

**PIKEVILLE EQUIPMENT INC.**  
Oyster Dale Road  
Oley RD2, PA  
215-987-6277

**GEORGE V. SEIPLE & SON**  
Easton, PA  
215-258-7146

**TOBIAS EQUIPMENT CO., INC.**  
Halifax, PA  
717-362-3132

**LOST CREEK IMPLEMENT**  
Oakland Mills, PA 17076  
717-463-2161

**WOODHULL EQUIPMENT, INC.**  
Medford, NJ  
609-654-2011

**M.S. YEARSLEY & SONS**  
West Chester, PA  
215-696-2990

**SMITH'S IMPLEMENTS, INC.**  
Mercersburg, PA  
717-328-2244

**NEUHAUS'ES**  
York, PA  
717-428-1953

**EVERGREEN ENGINES CO.**  
32 Evergreen Road  
Lebanon, PA 17042  
717-273-2662


**ELDER SALES & SERVICE, INC.**  
Stoneboro, PA  
412-376-3390  
412-376-3740

**BARRETT EQUIPMENT**  
Smicksburg, PA  
814-257-8881

**SOLLENBERGER EQUIPMENT**  
Everett, PA  
814-652-5223


**LEHIGH AG EQUIPMENT**  
Wescosville, PA  
215-398-2553

## 50- and 60-hp Tractors



Two brand-new fuel-efficient tractors designed to handle demanding jobs. Both have a 4-cylinder liquid-cooled diesel engine — 55 gross hp/50 PTO hp on the 1450 67 gross hp/60 PTO hp on the 1650. Plus 3-range collar-shift transmission with 9 forward 2 reverse speeds inboard planetary final drives, independent live 540-rpm rear PTO, open-center hydraulics. Category 2 3-point hitch, power steering, hydraulic wet-disk brakes. Roll-Gard™ ROPS and much more. Both are available with front-wheel drive.

## New Material Collection Systems



Two units — Hydraulic Dump and Tilt Dump — attach directly to tractor for better maneuverability. Polyethylene 13 bushel hopper empties from driver's seat. 5-speed PTO-driven fan. Can be used with 316 318 420 and 430 Tractors.