


# CRAFT CORNER



## Welcome a baby with a sampler

Why not welcome a new baby with a birth record sampler? A sampler with toys, teddy bears, baby's name, weight and birthdate is a beautiful addition to any newborn's room.

Birth records can be very special gifts, no matter how you make them. As long as the message is loving, the stitchery technique and exact design are up to you.

Both birth records shown are cross-stitch samplers. One uses the counted cross-stitch technique; the other, stamped cross-stitch. In both cases, the message reads: "The best place to be is in a loving

family."


The alphabet sampler is stamped cross-stitch. In other words, the design is already preprinted on fabric. To make the sampler, a crafter sews cross-stitches and backstitches over the design.

The "Welcome Baby" sampler, on the other hand, is counted cross-stitch. To make this sampler, a crafter copies the entire design, complete with teddy, duck, bunny and striped border, onto blank cross-stitch fabric from a separate printed chart.

Both stamped and counted cross-



## GARDEN CARTS With Dump Fronts



UNASSEMBLED... **\*10.00 LESS!**  
Than Sale Prices Shown

### SALE PRICE

- With Steel Wheels Regularly \$169.00 ..... **\*139**
- With Rubber Tires, Regularly \$179.00 ..... **\*149**

### BOWMAN'S STOVE SHOP


RD 3, Ephrata, PA 17522  
Rt. 322, 1 Mi. East of Ephrata

(717) 733-4973

Tues., Wed. 10-6; Thurs., Fri. 10-8; Sat. 10-4



Machine Work  
Welding &  
Farm Supplies  
Hardware



## CUSTOM BUILT WOOD & COAL FIRED BOILERS

- Welders & cutting torches
- Custom made farm gates, etc.
- Custom built high pressure washers
- Stainless steel, aluminum and spot welding.
- UPS Service

## PLATE SHEARING AND PRESS BRAKE WORK

USED HEATING FIN PIPES  
**SPECIAL \$1.25/Ft.**  
(New Pipe Price Approx. \$10/ft.)

## D.S. MACHINE SHOP

DAVID E. STOLTZFUS

3816 E. Newport Road  
Gordonville, PA 17529

1 Mile East of Intercourse on Rt. 772


## EAR CORN

Paying Top Prices For Good Quality Ear Corn

- Wet or Dry
- No Quantity too large or too small
- Fast Unloading - Dump on Pile & Go
- Easy access - 2.2 miles off 283 bypass-Manheim, Mt. Joy exit
- Daily Receiving 7:30 A.M. to 5 P.M. - unloading evenings & Saturdays by appt.
- Trucks available for pick up at your farm.

Call Anytime For Price  
**717-665-4785**

**JAMES E. NOLL GRAIN**



SLIM & TRIM PROGRAM  
**REALLY WORKS!**

HERBALIFE™ DISTRIBUTORS

LARRY ROMANS      ROSANN MILLS  
• Lancaster      • Lancaster  
392-7992      397-2322

JOYCE SNYDER      RAY WEILER  
• Elizabethtown      • Ephrata  
367-0396      738-2131

• JOHN IRWIN  
P.O. Box 17, Cornwall, PA 273-0944

stitch samplers are available as kits, complete with all supplies needed, by writing to the address that follows this column. To learn more about making a birth record right now, however, just read on.

A counted cross-stitch design is easier to make than it may sound. Having the right supplies, including graph paper and special cross-stitch cloth, is more important than having great artistic skills.

If you're adventuresome, you can draw any design according to the directions below. To test the technique, however, here are directions for making counted cross-stitch messages and hearts:

**MATERIALS:** "Aida," "hardanger" or other even-weave fabric; blunt needle; embroidery floss; graph paper; pencil. Optional: embroidery hoop.

**MESSAGE:** 1. Write a short message on graph paper. 2. Keep all letters simple sticking to the graph paper lines as much as possible. 3. Leave at least one box between letters. 4. Leave at least two boxes between words.

**HEARTS:** 1. Draw small hearts around message. 2. As a suggestion, draw hearts nine boxes wide and seven boxes high. 3. Count boxes to make sure both sides of heart are symmetrical. 4. Fill in heart shapes with crosses.

**CENTERING:** 1. Find and mark center of chart. 2. Find center of fabric. Mark with basting stitches.

**STITCHING:** 1. Thread needle with two strands of floss. 2.

Counting one square of fabric for each square on your graph, find top of design. 3. Working from top to bottom through design, work one cross-stitch on fabric for each cross-stitch indicated in your graph. 4. Work cross-stitches as illustrated (a) 5. Work letters with the backstitch, one square at a time (b).

**HINTS:** 1. Use the same holes for adjacent stitches so that all stitches touch. 2. When moving from one design area to another, end off and begin again. 3. Hide loose ends by running ends through stitches on back of fabric.

**THE ALPHABET BIRTH RECORD** is stamped cross-stitch, by "Dimensions," includes preprinted 11-by-14-inch design on cotton fabric; embroidery floss; needle; and step-by-step directions.

Kit D-3039: \$12 plus \$2 postage and handling.

**"WELCOME BABY" BIRTH RECORD** is counted cross-stitch, also by "Dimensions," includes 8-by-10-inch unprinted 14-count aida cloth; color-accented, easy-to-follow cross-stitch chart; embroidery floss; needle; and step-by-step directions.

Kit D-3561: \$11 plus \$2 postage and handling.

To Order, send kit price with kit number to Ellen Appel Crafts, your newspaper's name, Box 1144, Laguna Beach, CA 92652. In California, please add 6 percent sales tax.

## 4-H offers beekeeping

Youth ages 8 to 19, can learn beekeeping from amateur beekeepers this spring and summer.

The beekeepers, Henry Royer and Paul Snyder, will be leading a series of 6-8 learning meetings. Any youth who would like to learn beekeeping can enroll in one of the 4-H clubs offering beekeeping: Avon-East Lebanon 4-H Club; Belle Grove Clovers; Clever Clovers (located in N. Londonderry Township); or J and M Variety (Jackson and Millcreek

Townships).

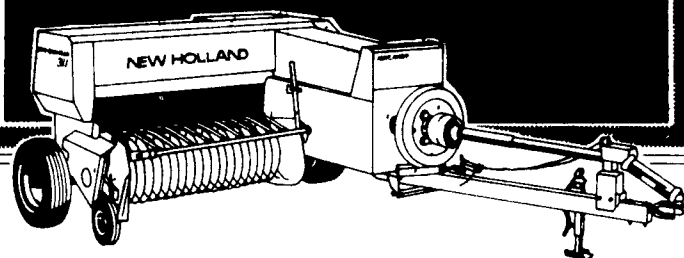
In Unit I of 4-H beekeeping, kids will learn to assemble equipment; introduce bees; light and use smoker properly; identify queen, drone, worker, and queen calls; extract, bottle, and market honey.

More advanced beekeepers can continue in Units II and III.

Beginners, as well as those with experience, are invited to join 4-H for this experience.

For more information, call Linda Siegel, 4-H agent, at 274-2801.

"Old reliable."



For over forty years, Sperry New Holland balers have been known as the "old reliables" The most popular is the Model 311 that offers reliability from pickup to knotter. Next time you're in the area, stop by and check out how the "old reliable" fits into your haymaking plans.

**See the New Holland Hay Equipment at Keller Bros.**

In Stock: USED NH 791 MANURE SPREADER

**KELLER BROS.**

SINCE 1921 TRACTOR CO. 717-949-6501

NEW TOLL FREE NO. 1-800-822-2152  
Rt. 419 Between Schaefferstown & Cornwall, Lebanon County  
Buffalo Springs

