

patterns range from simple to intricate, but all show a perfect balance of shape and color

Because colonial quilt makers didn't always limit the number, shapes and sizes of the pieces in a pattern, some star patterns are difficult to piece together into quilts. On plastic canvas, however, any pattern is fast and easy to stitch.

Here are directions for stitching star quilt patterns on plastic canvas:


MATERIALS: Coaster kit; or plastic-point squares, yarns, tapestry needle, scissors, design chart or graph paper and pencil.

DESIGN: 1. Either use a design chart, or draw your own design on graph paper. 2. For your own design: Copy a star shown here, take a design from a traditional quilt book, or invent your own star quilt pattern.

DIRECTIONS: 1. Following your chart, work star points, corners and border blocks in the satin stitch. 2. Work outlines in the continental stitch. 3. Work background in the continental stitch. 4. Overcast edges.

SATIN STITCH: 1. Work stitches parallel, either in straight lines or diagonally, according to your preference. 2. Stitch straight lines over as many meshes as needed, from one side of the design to the other (a).

CONTIENTAL STITCH: 1.



Traditional quilt patterns don't have to be limited to pieced-together fabrics for beddings and throw pillows. The patterns can easily be duplicated in stitchery for any number of projects.

The country quilt coasters shown here, for example, feature "star quilt" patterns on plastic canvas. Beginning or advanced needleworkers can embroider the patterns, yet the results are sophisticated enough for any decorating scheme.

To make two 3-by-3-inch coasters, kits are available by writing to the address below. Further information about stitching your own star patterns follows.

Star quilt patterns have been popular for generations. Designs like the ones shown here were invented in colonial times and handed down from mother to daughter to needleworkers today.

Star patterns were often inspired by the stars in the heavens, but many other objects inspired the patterns as well. Some hardly seem star-shaped, as indicated by their names.

According to the "Illustrated Index to Traditional American Quilt Patterns" (Arco Publishers), star patterns include Dove at the Window, Flying Saucer, Hopscotch, Formosa Tea Leaf, Chips and Whetstones, Mariner's Compass and Mexican Rose. The

Begin at upper right-hand corner. 2. Work stitches from right to left according to illustration (b). 3. Turn canvas upside down to stitch the next row, again working from right to left.

"Country Quilt" Coaster Kits, by "Dimensions," contain 10-mesh plastic canvas for two 3-by-3-inch coasters, yarns, needle and instructions. Finished coasters are country blue with red and white accents.

Kit D-7090 \$12 plus \$2 postage and handling.

To order, send kit price (California residents please add

6½ percent sales tax) plus mailing and handling to Ellen Appel Crafts, your newspaper's name, Box 1144, Laguna Beach, CA 92652.



SPERRY NEW HOLLAND SMASHES THE FINANCE BARRIER!

Check these spectacular deals

on new hay and forage equipment, loaders, manure spreaders, grinder-mixers and tub grinders.

0% A.P.R. financing for 12 months (monthly payments required)

3% A.P.R. financing for 18 months (monthly or quarterly payments required)

6% A.P.R. financing for 24 months (monthly, quarterly or semi-annual payments required)

OR

FREE FINANCE*

Hay Tools - July, 1984

Forage Equip. - Sept., 1984

Spreaders & Grinder Mixers - Oct., 1984

*Free finance not available on loaders

You must buy before April 30, 1984, to qualify for 0-, 3-, or 6% rates.

You can also receive a cash allowance if you buy eligible equipment before March 15, 1984.

These special financing deals are in addition to Winter Buyer's Dividend and other retail incentives which may be in effect on these products.

Come in and see us for complete details.

YOUR SPERRY NEW HOLLAND DEALER

**C.E. WILEY
& SON INC.**

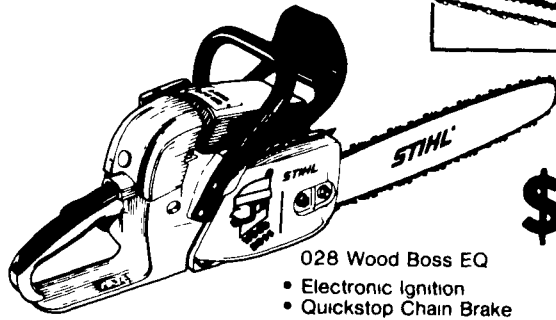

101 S. LIME ST.
QUARRYVILLE, PA 17566
PH: 717-786-2895



The STIHL® Deal You Can't Refuse

Buy an 028 Wood Boss EQ from Stihl now, and get all the extras FREE! You get a heavy-duty carrying case, file, file handle, wedge, hook and adjust, firewood booklet, saw chain booklet, safety manual, owner's manual, eight ounces of engine oil, one quart of bar and chain oil and an extra Stihl Oilomatic® saw chain

An unbeatable deal from Stihl! Hurry in today while supplies last!



18" Bar

\$319⁰⁰
List Price \$379.95

- 028 Wood Boss EQ
- Electronic Ignition
- Quickstop Chain Brake

STIHL®
THE WORLD'S LARGEST SELLING CHAIN SAW

**Goods
Store**

At the Country Mart, RD #2, East Earl, Pa.
Route 23, just East of Blue Ball
PHONE (717) 354-4026
OPEN DAILY 9am-9pm TUES & SAT 9am-5pm

