

CENTRAL TRACTOR FARM & FAMILY CENTER



Hurry!

Sale prices good
Mon., March 5 through
Sat., March 17, 1984

Rock Share

BROKEN SHARE REPLACED FREE!
As Long As Share is Not Worn Out

The extra heavy duty long-wearing share is made of top quality spring steel. Extra material is added to the nose of the share making it wear twice as long and extra strong to eliminate breakage. Our extra heavy duty plow shares wear as long as any other share on the market! Order bolts separately from listing as blade price does not include bolts. Front hole uses 1/2" long bolt. Made in USA

FOR ALLIS CHALMERS
Uses 1/2" Clip Head Bolt

Size	Stock No.	Price
All 14, except 375-38 series	1601-002	6.99
14 375 series	16054-002	7.99
16 375 series	16087-002	7.99
All 14 and 16 38 series	16082-002	7.99

FOR CASE
Uses 2 front bolt 1/2" on others

Size	Stock No.	Price
14 4 hole	16019-002	6.99
16 and 4 hole	16028-002	7.99
16 4 hole short	16078-002	7.99

FOR JOHN DEERE
3 hole uses 3/8" bolts 4 hole uses one 1/2" & three 3/8" bolts

Size	Stock No.	Price
14 4 hole	16049-002	6.99
14 4 hole short	16049-002	6.99
16 3 hole	16022-002	7.99
16 4 hole	16023-002	7.99
16 4 hole short	16057-002	7.99
18 5 hole	16094-002	8.99

FOR FORD
Uses 1/2" Clip Head Bolt

Size	Stock No.	Price
14 3 hole	16024-002	6.99
14 3 hole short	16019-002	6.99
14 4 hole	16058-002	6.99
16 4 hole	16025-002	7.99
16 4 hole short	16072-002	7.99

FOR IHC
3 hole uses 3/8" bolts 4 hole uses one 1/2" & three 3/8" bolts

Size	Stock No.	Price
14 3 hole	16026-002	6.99
14 4 hole	16071-002	6.99
14 3 hole short	16073-002	6.99
14 4 hole short	16074-002	6.99
16 3 hole	16075-002	7.99
16 4 hole	16029-002	7.99
18 4 hole	16096-002	8.99

FOR MASSEY FERGUSON
Uses 3/8" bolts 4 hole uses one 1/2" & three 3/8" bolts

Size	Stock No.	Price
14 3 hole	16026-002	6.99
14 4 hole	16071-002	6.99
14 3 hole short	16073-002	6.99
14 4 hole short	16074-002	6.99
16 3 hole	16075-002	7.99
16 4 hole	16029-002	7.99
18 4 hole	16097-002	8.99

FOR OLIVER and MINN-MOLINE
Uses 1/2" Clip Head Bolt

Size	Stock No.	Price
14 4 hole	16035-002	6.99
14 4 hole short	16041-002	6.99
16 4 hole	16037-002	7.99
16 4 hole short	16042-002	7.99
16 & 18 5 hole for Oliver only	16048-002	8.99

EVERY DAY LOW

549

16 11 gauge plain blade
Heat Treated Plain Disc Blade

Size	NOW	Reg
18 11 ga	6.99	7.99
18 9 ga	7.99	8.99
20 9 ga	9.49	10.49
20 7 ga	12.49	13.49
22 7 ga	14.99	15.99
24 x 1/4"	24.99	25.99

Notched Blades

Size	NOW	Reg
16 11 ga	5.49	6.49
18 11 ga	6.99	7.99
18 9 ga	7.99	8.99
20 9 ga	9.79	10.79
20 7 ga	12.99	13.99
22 7 ga	15.49	16.49
24 x 1/4"	25.99	26.99

5 Panel STEEL GATES

48" high gates with panels made of heavy 22 gauge galvanized steel. Gates are 4" shorter than listed to compensate for hinges and latch. Complete with screw hooks, hinges and slide hatch.

Size	Reg	NOW
10' Gate	32.99	28.99
12' Gate	35.99	31.99
14' Gate	41.99	35.99
16' Gate	44.99	38.99

Regular prices may vary locally

19995

Reg 219.95 / SAVE 20.00
14' Single Bottom 13485-063

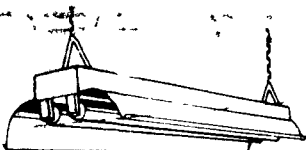
37995

Reg 399.95 / SAVE 20.00
14' Dual Bottom 13492-063

Category 1 Plows
For 3-point lift arm spacing of 26". Hitch frame provides positive adjustment of furrow width and plow bottom position. Replaceable shank share shin and landside made of high carbon steel.
2 Bottom 14" Plow complete with coulters & trashboards.
13628-063 **NOW 525.00**




13628-063 **NOW 525.00**



1177


Reg 14.99 / SAVE 3.22
28206-311
48" Shop Light Fully Assembled with Bulbs
Comes fully assembled and includes bulbs. Steel construction with white enamel finish. Includes grounded cord and plug chain and hooks for hanging.



5999

Reg 74.99 / SAVE 15.00
FULL SIZE:
Chevy, GMC 24763-217
Ford 24771-217
Dodge 24788-217
MID SIZE. Reg. 69.99 / SALE 54.00
Chevy S-10 24795-217
Ford Ranger 24808-217

Pickup Bed Mats
This Rubber mat keeps your load from shifting and prevents damage to the truck bed. Will not chip or crack unless abused and is not affected by weather extremes. Easily installed.



YOUR CHOICE

89999

Reg 999.99 / SAVE 100.00
#5188-81 36" Side Discharge 23047-258
#5 8-80 36" Rear Discharge 23054-258
11 Hp. Full Electric Start Transaxle Drive
Synchro-balanced engine, key ignition, electric starting, 5" deluxe headlights, and a heavy duty Transaxle with disc brake & automotive differential section. 3 forward speeds, 1 reverse. Available with either a 36" rear discharge twin blade cutting deck, or a side discharge cutting deck.
Trailer Type Lawn Sweeper 22499-258 **NOW 114.99**

109999

Reg 1199.99 / SAVE 100.00
36" Rear Discharge 22546-258
114999 42 Deck 22752-258
Reg 1249.99 / SAVE 100.00

Dynamark 11 Hp. 6 Speed Tractor

Synchro-balanced engine, key ignition, electric starting, sealed beam headlights, and a heavy duty Transaxle with disc brake & automotive differential section. 6 forward speeds, 1 reverse. Available with either a 36" rear discharge twin blade cutting deck, or a 42" side discharge triple blade deck.
Trailer Type Lawn Sweeper 22499-258 **NOW 114.99**

159999

Reg 1799.99 / SAVE 200.00
23061-258
Dynamark 18 Hp. Full Electric Start Tractor & 42" Mower
Includes 42" triple blade cutting deck, twin cylinder Synchro-balanced Briggs & Stratton engine, electric start, heavy duty transaxle, 4 speeds forward, 1 reverse. Optional ground engaging equipment available (plow, disc, cultivator, etc.)

3199

Reg 37.99 / SAVE 6.00
Pickup Truck Saddle Blanket Seat Covers

Easy to install, tailored seat covers fit all pickups. Under knee rifle scabbard on full size only. Front storage pockets. Washable.
Black (full size) 43151-472
Brown (full size) 43168-472
Blue (full size) 43175-472
Mini & Midsize
Black 43182-472
Brown 43190-472
Blue 43202-472

229

Reg 2.60 / SAVE 11%
24677-282
6' Steel "T" Post

249


Reg 2.85 / SAVE 12%
24690-282
6 1/2' Steel "T" Post
Strong durable studded T post with enamel finish for longer life. Includes five clips for attaching fence to post.

2997

Reg 31.97 / SAVE 2.00
24672-282
4 Pt. Barb Wire
12 1/2 gauge 4 pt wire 5 spacing
80 rod spools. Made in USA.

2299

Reg 24.99 / SAVE 2.00
24703-282
4 Pt. Gaucho Barb Wire
Gaucho barbwire is made of improved high carbon steel wire that is drawn and galvanized in a highly specialized process. 15 gauge 4 pt wire 5 spacing 80 rod spools.



9999

Reg 114.99 / SAVE 15.00
19461-243
Trailer Cart 10 Cu. Ft.
Heavy steel body. Quickly and easily hitches to a garden tractor or riding mower. Removable sliding tailgate. Large pneumatic tired wheels. Body 42" long, 32 1/2" wide, 12" deep. Design may vary from illustration.
17 Cu. Ft. Trailer/Dump Cart 19479-243 **SALE 179.99**

3699

Reg 39.99 / SAVE 3.00
19384-243
4 Cubic Ft. Wheelbarrow
General Purpose type with big 4 00 x 6" pneumatic tire.

5999

Reg 64.99 / SAVE 5.00
19513-243
5 Cu. Ft. Wheelbarrow
5 1/2 Cu. Ft. Contractor's Wheelbarrow. 17 gauge deep-drawn steel tray, with baked enamel finish. Edged rolled over 1/2" steel rod. Kempas hardwood handles. Heavy-duty legs and braces. Countersunk bolts, no shovel hang-up. Ball bearing wheel, sealed and self-lubricating.

18999

Reg 214.95 / SAVE 24.96
17981-106
3/4 Horsepower Air Compressor
10 gallon tank, 4.4 CFM displ. 2.9 CFM at 40 psi. Dial-O-Matic control with easy to read gauge enables you to dial the pressure desired - no additional regulator needed.
15' Air Hose 17791-106 **NOW 5.99**

29999

Reg 329.95 / SAVE 29.96
18328-106
1 Hp. Twin Cylinder Air Compressor
14 gallon tank 5.2 CFM at 90 psi, 6.3 CFM at 40 psi. The V2 Twin cylinders deliver air power. Easy to read gauge enables you to dial the pressure desired - no additional regulator needed.
15' Air Hose 17791-106 Reg 5.99

8499

Reg 99.99 / SAVE 15.00
23167-191
Submersible Sump Pump
1/2 HP cast iron unit with Thermal overload 2800 gallons per hour. Can be installed in 12" sump. Turns on at 14" of water and off at 3 1/2". Does not include check valve as shown.
Discharge hose kit **NOW 6.79**
23168-191 Reg 8.99

2999

Reg 34.00 / SAVE 5.00
17784-105
Heavy Duty Air Tank
Big 10 gallon capacity tested to 200 lbs. Comes complete with 6 foot air hose, chuck, gauge and safety valve.

THESE PRICES WILL BE HONORED ONLY AT THE FOUR STORES LISTED BELOW.

CENTRAL TRACTOR FARM & FAMILY CENTER

CHAMBERSBURG

1351 Lincoln Way East Ph 717/264-8282
Open 9-6 Mon - Thur / 9-9 Fri / 9-5 Sat

QUAKERTOWN

Quakertown Plaza Shopping Center
Rts 309 & 313, Ph 215/538-2494
9-6 Mon-Wed / 9-9 Th & Fri / 9-5 Sat / 12-5 Sun

LANCASTER

1570 Manheim Pike Ph 717/569-0111
Open 8 30-5 30 Mon - Fri / 8 30-5 Sat

FLEETWOOD

WEAVER'S HARDWARE CO
RD 4125 Fleetwood PA 19522
(on main road from Fleetwood to Topton)
PH 215 944 7486 - 215 944 9648
Hours Mon thru Fri 8 AM to 7 PM
Sat 8 AM to 4 PM

All items are subject to stock on hand. We reserve the right to limit quantities. Sale ends on above date.
Not Responsible For Printing Errors