

CRAFT CORNER

Colorful candlewicking

When our Colonial ancestors first invented candlewicking, they used leftover candlewicks and old flour sacks

Because their supplies were practical, non-decorative and colorless, the resulting embroidery, although delicate and beautiful, remained as colorless as the original supplies

Nowadays, however, with colorful supplies readily

available, it's fun to vary the craft with color. You can stitch colored knots on white muslin, or as a more interesting alternative, stitch white knots on a contrasting background

The Bluebirds' pillow, for example, features white embroidery thread on baby-blue cloth. White lace brings out the beauty of the bluebirds and a variety of simple candlewicking stitches enhance the design

The pillow is available as a complete kit with needle, thread, lace, instructions, and pre-printed blue fabric for pillow front plus enough for ruffle and backing. To order kit C-2883, send \$13 including postage and handling (California residents, please add 6.2 percent sales tax) to Ellen Appel Crafts, your newspaper's name, Box 1144, Laguna Beach, CA 92652

If you wish to try a colorful technique right now, an idea for adding color follows. The technique uses household dyes, the result, candlewicking with a shadow effect. Here are directions:

MATERIALS: White cotton muslin, white cotton candlewicking thread, household dye from the supermarket, large tin for dyeing, paper, black marking pen, water-soluble pen, stitching supplies. (Note: Materials are necessary for the dye technique only. They're not needed for kit projects.)

PLANNING THE DESIGN: 1 Draw a simple design on paper. Darken lines with black marking pen. 1 Lay muslin cloth over the paper. 3 Using a water-soluble pen, trace design onto the cloth. Draw dots, about five to the inch, wherever you plan to stitch French or colonial dots. Draw solid lines wherever you plan to use outline, stem or satin stitches.


STITCHING: 1 Stitch one French or colonial knot for each dot in your design. 2 Stitch outline, stem or satin stitches over solid lines.

DYEING: 1 Wash stitched cloth in very hot water. 2 Following directions on the dye package, dye the stitched cloth. 3 Roll fabric in terrycloth to remove excess moisture. 4 Press lightly, stitched side down, over several layers of

terrycloth

SHADOW STITCHING: 1 Stitch white knots beside the dyed knots. 2 Stitch white lines beside the dyed lines. Your result will be double lines of knots and stitches, making the dyed knots appear to shadow the white knots.

FINISHING: Turn finished stitchwork into a wall hanging, pillow or anything else you choose.



HEAVY DUTY REPLACEMENT CHAIN


Will fit:

- STARLINE
- KLINZING CORNELL
- JAMESWAY ACORN FARMWAY
- BETTER-BILT FARM-O-MATIC
- BADGER PATZ HEDLUND
- CLAY BARN-O-MATIC BERG

HOOK AND EYE

Prices Unbeatable

FORAGE LINKS



A Chain You Must See To Appreciate Only Then Will You See What It Has To Offer


See Your Route Salesman or Call Us At 626-1151

This Chain Will Replace Most Brands of Chains

ALL NEW!



LIQUID MANURE EQUIPMENT



MODEL K31 LIQUID PUMP (3600 GPM)



HUSKY LAGOON PUMP

- The Husky Lagoon Manure Pump Gets Down Under Where The Solids Are And Tears Them To Pieces
- Equipped With Cutter Blades To Chop Up Most Materials In Your Lagoon
- 540 RPM 70 HP
- 1000 RPM 150 HP



HUSKY FRONT MOUNT SOIL INJECTORS

LIQUID TANK SPREADERS 6 sizes to choose from 1200 gal to 5000 gal

ALL EQUIPMENT IN STOCK READY FOR DELIVERY We Need Good Used Liquid Manure Equipment

SERVICE — SALES

SHENK'S FARM SERVICE

501 E. Woods Drive, Box 225, Lititz, PA 17543
Phone 717-626-1151 — Our Service Trucks Are Radio Dispatched
24 Hr. Service Offered — After 6 P.M. — Call:

Mervin Nissley 717-872-4565

Ray Shenk 717-626-1152

BOMBERGER'S

SHORTER GRASS FOR LESS GREEN.

The HR21 Lawn Mower, more 4 wheeled quality from Honda, is now on sale

That's like piling one good idea on top of another. And changes buying one from an accepted value to an unexpected bargain.

The HR21 is powered by Honda's famous 4 stroke engine, a rugged and dependable little genius of simplicity and performance.

It's self propelled a nice, civilized touch. The HR21 has Honda's Roto Stop™ an exclusive system that stops the


blade, but not the engine, when you release the handle lever.

It starts fast and easy, with Honda's Automatic Decompression easy-start system. A smart little oil pump provides even lubrication, even on hillsides.

And the HR21 comes with a rear-bag. A discharge chute is available as an option.

This is one fine Honda machine. And it's at your Dealer right now.

HONDA Power Equipment



IT'S A HONDA

Mon., Thurs., Fri. Til 9:30
Tues., Wed., Sat., Til 6:00

717-665-2407

