



CRAFT CORNER

C. SATIN STITCH: 1 Work straight stitches, side by side and close together, to fill in small areas 2 For circles, tulips, or any other large shapes, work center stitch first. Then, fill in each side

Stay slim by stitching

Now that the holidays are over, it's time for most of us to take off the pounds put on by turkey dinners and party hors d'oeuvres. A reminder to stay slim helps, especially if it's in the kitchen, and especially if you stitched it yourself.

Needlework, no matter what the motif, is an ideal aid to dieters. For one thing, you can't dip into the chip bowl and stitch at the same time. Also, since sticky hands can ruin a needlework, you have greater incentive to postpone snacks.

"Bear With Me, I'm Dieting" is an ideal plaque for dieters to stitch. It's worked in simple embroidery stitches, and available as a kit including needle, embroidery floss, pre-printed cloth, 4 2-inch-by-5-inch backing, rope trim and instructions.

To order kit D-6128, send \$6 plus \$1.50 postage and handling to Ellen Appel Crafts, your newspaper's name, Box 1144, Laguna Beach, CA 92652. (California residents please add 6 1/2 percent sales tax.)

To learn the embroidery stitches needed to make your own plaque, just follow the instructions below.


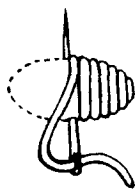
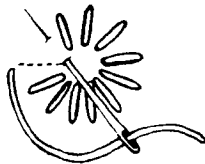
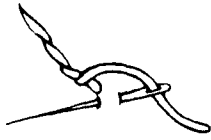
MATERIALS: (Necessary only if working without a kit) Needle, embroidery floss, cloth, marking pen, frame or mounting board

INSTRUCTIONS: 1 Draw a design on cloth 2 Embroider outlines, words, and borders with stem stitches 3 Create fuzzy edges, as in hair, bear fur, etc., with straight stitches 4 Fill in flowers, hearts, and other large areas with satin stitches 5 Frame stitchery or mount on board

HINTS: 1 Leave plenty of open space to contrast with stitchery. 2 Be sure to cover all pen marks with stitches.

A. STEM STITCH: 1. Bring needle up through cloth. 2. Bring needle back through cloth on one side of the outline, and out through other side of outline.

B. STRAIGHT STITCH: 1. Work single stitches separate from one another 2. Depending upon design desired, work stitches side by side or in a circle



Goat Gang 4-H Club

Goat Gang 4-H Club members held their January/February meeting at the Van Duyn home in Stockton. Jill Stutzman gave a presentation after the business meeting. She showed the members how to make paper flowers. The

flowers will be given to local nursing home residents later this month.

Their next meeting is scheduled for March 16 at the Van Duynes. Their April trip to New Bolton Center will be discussed.

BOMBERGER'S

BEAT THE SPRING RUSH!

BUY NOW AND SAVE AT THESE EARLY PRICES



BUY A WHEEL HORSE TRACTOR AND GET THE MOWER FREE

SAVE UP TO \$1,300 OFF LIST PRICE



C-105 10 H.P. List \$3,520 NOW \$2,849	C-125 12 H.P. List \$3,790 NOW \$2,999
---	---

CHOICE OF 36", 42", OR 48" MOWER AT THESE PRICES

WORK HORSE RIDING MOWER RR-832

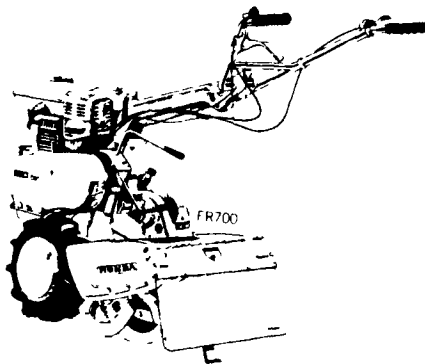
- 8 H.P. BRIGGS
- ELECTRIC START
- 32" MOWER DECK
- 5 SPEED TRANSMISSION

List \$1,345

NOW \$1,149



HONDA ROTOTILLER PRE-SEASON SPECIAL BUY A HONDA ROTOTILLER AND GET SIX MONTHS FREE FINANCING



REAR TINE MODELS	
5 H.P.	\$869
7 H.P.	\$979
FRONT-TINE MODELS	
2 H.P.	\$299
3.5 H.P.	\$499
5 H.P.	\$599

PLUS!

FREE FURROWER KIT WITH A 3 1/2 H.P. HONDA OR LARGER \$50 - 70 VALUE

★ WILL OUTLAST ALL OTHER TILLERS AND IT'S LOWER PRICED.

★ FREE DEMONSTRATIONS AVAILABLE!

- ★ Trading Welcomed, But A Cash (No Trade) Incentive Is Available!
- ★ At Bomberger's... Service Is More Important Than Sales!

Mon., Thurs., Fri. Til 9:30
Tues., Wed., Sat., Til 6:00

717-665-2407

