

Make Some Valentine Treats

As Valentine's Day rolls around, candy lovers dream of scrumptious chocolate treats. Why not treat your special valentines to some tempting chocolate goodies? Made by you, they will have special meaning and flavor.

Chocolate Bonbons

Melt very slowly in top part of double boiler a good quality of specially prepared dipping chocolate, sweetened or unsweetened. Do not heat water under chocolate above 120 degrees, since overheating spoils chocolate for dipping. Stir constantly while melting to keep constant temperature. When melted, beat thoroughly. Keep heat very low while dipping. To dip centers, use a fork or confectioner's dipper. Drop

a center into chocolate. Cover completely with chocolate. Remove with dipping fork. Drop onto waxed paper.

The room in which dipping is done should be cool, so that chocolate may harden quickly. Fruit, nuts, mints, plain fondant and other candies may be dipped in chocolate. One pound dipping chocolate will cover 70 to 80 assorted centers.

Never-Fail Fudge

- 1/2 pound sweet chocolate
- 1/4 cup butter
- 1/4 cup cream
- 1/2 pound marshmallows
- 1/2 pound (1 3/4 cups) confectioners' sugar
- 1 teaspoon vanilla
- 1/8 teaspoon salt

1 cup chopped nuts

Place chocolate, butter, cream and marshmallows in top of double boiler and cook over boiling water until melted. Stir until well blended, then add confectioners' sugar, vanilla and salt and stir until smooth. Add nuts and pour into butter pan. Cut when cool. Allow to cool thoroughly before eating. The fudge will be somewhat soft when first cut but becomes firm overnight.

This chocolate candy recipe was sent to us by a reader

- 1 1/2 cups chocolate chips
- 1/2 cup peanut butter
- 3 tablespoons oleo
- 1 bag large marshmallows

Place marshmallows in a foil-



lined pan. Mix rest of ingredients in sauce pan and melt over low heat. Pour over marshmallows and chill.

Why not make this chocolate jello salad in a heart mold for the special day?

- 1st layer:
- 1 cup flour
- 1/2 cup chopped nuts
- 1 stick oleo

Mix, press into bottom of glass pan. Bake for 20 minutes at 350 degrees.

2nd layer.

- 1 8 oz. cream cheese package
- 1 cup powdered sugar
- 1 container whipped topping

Mix and place on first layer after it is cooled.

3rd layer:

- 1 small chocolate pudding
- 1 small vanilla pudding
- only 3 cups milk added.

Cook as directed on packages. Put over second layer after cooling. Wax paper on top will prevent skin from forming.



Pa. Queens Vie for Miss Ag Title

HARRISBURG — Two Pennsylvania commodity queens are among 22 state candidates competing for the right to serve as the national spokeswoman for agriculture in the 1984 Miss Agriculture Contest to be held March 16-17 at Westin Hotel in Chicago, Illinois.

Pennsylvania Lamb and Wool Queen Irene Williams of Saegertown, Crawford County, and Pennsylvania Potato Queen Tammy Zimmerman of Boswell, Somerset County, plan to use the agricultural knowledge and poise they have acquired in their promotional experiences during the past year to bring the Pennsylvania the title from the first-ever competition.

Twenty-year-old Irene Williams attends Penn State University, majoring in agricultural education. She is a member of the

National Honor Society and serves as a Penn State Agricultural Ambassador. She represents the Pennsylvania Cooperative Sheep and Wool Growers Association and members of the sheep industry across the commonwealth.

Tammy Zimmerman, 18, is a strong agriculture supporter, having promoted potatoes throughout Pennsylvania. The Cooperative Potato Growers Association, one of the groups she represents, won the top agribusiness award in the state this year, due in part to her promotional efforts.

The 1984 Miss Agriculture Contest was initiated by "Farm Wife News," as a means of "Planting an Accurate Image for America's Number One Industry." Twenty queens representing 16 states are now competing in the contest.

The 10 candidates receiving the most votes will be invited to participate in the finals of the competition in Chicago. They will be interviewed by a panel of judges during the two-day event, and will be required to deliver a prepared speech on the theme, "What Agriculture Means to Me... and Should Mean to Others." The event is being held in conjunction with National Agriculture Day, celebrated this year on March 20.




CALL FOR SPECIAL SPRING PRICES

RITEWAY COMFORT STALL

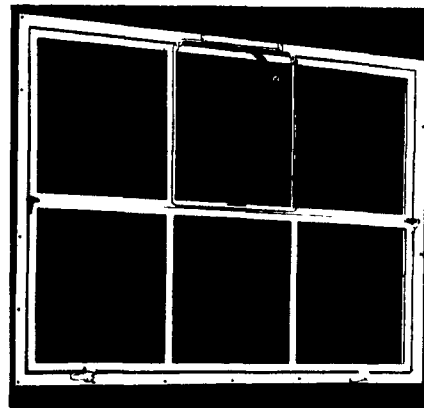
"New" Stall Partition
(Easy Access In & Out of Stall)

Features:

- Heavy Duty Stall
- Adjustable Tie Rail
- Easy Access To Drinking Cup
- One Pipe For Curb Post & Vacuum Pipe Line
- Heavy Duty Trough Dividers (No more stealing another cows feed)



We Will Fabricate
To Your Specifications



CUSTOM BUILT AIRLITE WINDOWS

- Choice of 6-lite & 3-lite
- Hot-Dip Galvanized finish

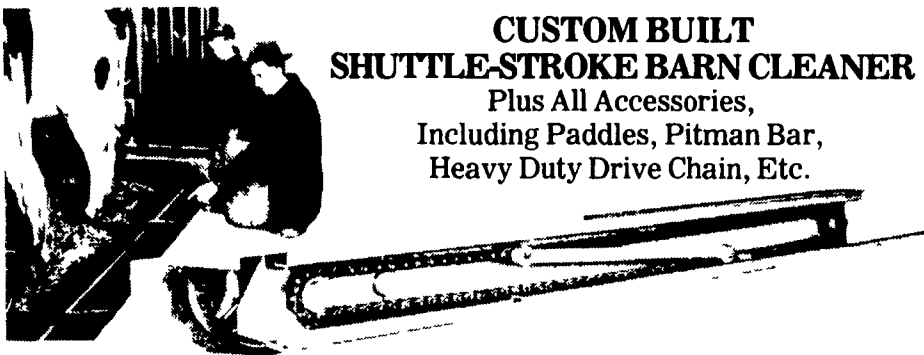
The 6-lite model provides nine square feet of glass area and the 3-lite model provides 4 1/2 square feet

Weep holes in the lower sash frame drain moisture to the outside of the building

★ IN STOCK ★

CUSTOM BUILT SHUTTLE-STROKE BARN CLEANER

Plus All Accessories,
Including Paddles, Pitman Bar,
Heavy Duty Drive Chain, Etc.



CUSTOM MADE LIQUIMATIC ELEVATOR AVAILABLE

Replacement Chain
And Paddles
For Liquimatic
Elevator
Available.

ALL PARTS INTERCHANGEABLE
ON ORIGINAL UNIT



Moves
Manure
95' per
Minute

RUBBER COW MATS AVAILABLE IN MOST SIZES

GALVANIZED STEEL COLUMNS

Sizes - Every 6" From
6'6" To 10'

CUSTOM MADE GATES & PENS

Made To Your Specifications

Complete Package For
Dairy Barn Installations,
Buildings And Equipment

CALL US



★ SALES & SERVICE ON ALL JAMESWAY EQUIPMENT
★ INQUIRE WITH US FOR SILO PRICES

WE SHIP PARTS
UPS

Livestock
Systems

HENRY S. LAPP

Box 175 R.D. 1 (Cains)

Gap, PA 17527

YOU CAN COUNT ON US

STOP IN TODAY FOR FREE CATALOG

PHONE (717) 442-8134