


CRAFT CORNER



Candlewick with sampler of stitches

When our colonial ancestors first invented "candlewicking," they stitched the same thread used for making candles on natural cotton fabric. The stitches were simple knots and the result was white-on-white embroidered designs.

Today candlewicking can be plain white-on-white knotted designs or nearly anything else you choose. You can use bright, colorful thread, paint pictures with stencils or vary the stitches in a sampler of designs.

The teddy bear project, for example, features red, white and blue knots on a background that's a sampler of stitches. Padded satin stitches, lazy daisies and running

stitches form squares of checkerboards, flowers and hearts to complement the teddy bear design.

The bear design is ideal for a picture or pillow, and available by writing to the address below. For those who wish to experiment by themselves, instructions for running stitches, padded satin stitches and lazy daisies follow.

Look in next week's column to learn how to combine stenciling

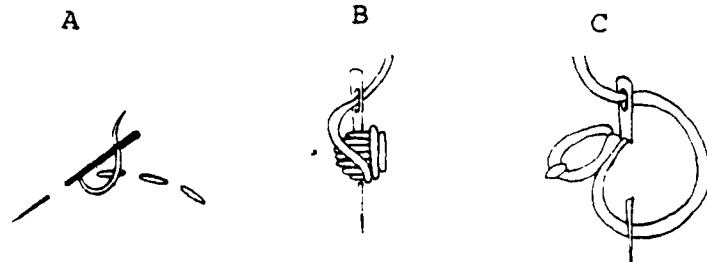
with candlewicking. For now, here are stitch instructions:

RUNNING STITCH: Use this stitch for words, design outlines and borders. 1. Draw your design outline on muslin with a water soluble pen. 2. Following your outline, stitch in and out of fabric, keeping all stitches and spaces the same length (a).

PADDED SATIN STITCH: Use this stitch to fill in areas. 1. Starting at one edge of the area, sew parallel side-by-side until the entire area is covered with stitches. 2. Starting at another edge of the stitched area, sew parallel stitches side-by-side over the previous stitches (b). 3. Keep stitching until all previous stitches are covered. The result will be a thick "pad" of stitches.

LAZY DAISY: As the name sounds, this stitch is used to form daisies. 1. Bring needle to right side of fabric. 2. Form loop of thread; bring needle back through fabric near the first hole. 3. Bring needle up near top of loop. 4. Stitch over looped end; bring needle back through fabric (c). 5. Bring needle up near the first hole and create more loops according to the above steps.

The "TEDDY BEAR" CAN-




DLEWICKING KIT, by "Dimension," makes a 12 by 12-inch pillow or picture. Includes enough cotton muslin for pillow back; red, white and blue candlewicking thread; needle; and easy-to-follow instructions.


KID D-1112 \$10 plus \$2 postage

and handling.

TO ORDER, send kit price (California residents please add 6½ percent sales tax) plus postage and handling to Ellen Appel, your newspaper's name, Box 1144, Laguna Beach, CA 92652.



TRUCKLOAD OF FLORIDA CITRUS FRUIT, OYSTERS, FISH & SHRIMP JANUARY 26, 27, 28



PETERSHEIM STORE

RD 1
Christiana, PA
1 mile east of Nickel Mines

Windmills

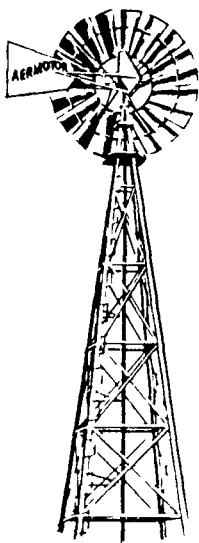
Aermotor windmills & Towers. Wind powered generators ▶ Rife Hydraulic ram pumps
Wind powered air compressors
Parts for old windmills and much more.

Send \$2 (Refundable with order) for our all new 40 page catalog

This is our 16th year

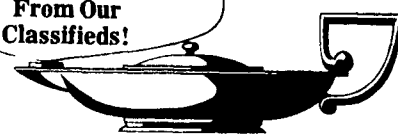
O'BROCK WINDMILL DISTRIBUTORS

Dept LF184 North Benton, Ohio 44449
Qualifies for 40% Federal Tax Credit



IT'S MAGIC
How quickly
You Get Results
From Our
Classifieds!

PHONE
717-394-3047
or 717-626-1164



CUSTOM MADE FEED BINS FOR FARMS — FEED MILLS



- Made of 13 gauge Steel
 - All welded seams
 - Gravity Flow or Auger
- Free Estimates

Also - Steel Roof Trusses for buildings - Portable Hog Buildings - Bucket Elevators - Grain Augers Distributors - Flow Pipes & Accessories

We Sell, Service & Install
Ph: 215-944-7808

STOLTZFUS WELDING SHOP

Owner - Samuel P. Stoltzfus
RD 1011, Dryville Rd.
Fleetwood, PA 19522

The Timppte Twins are Tough.

Got Grain? Then get the trailers that are Timppte tough...the Super Hopper or the level floor Super Grain Trailer. They're not only built to take it...they're also built to cut fuel costs. The Super Hopper and

"Hitch on to quality"

TIMPTTE

the level floor Super Grain Trailers are lightweight and aerodynamically designed to reduce wind drag. When there's grain to be hauled, Timppte does the haulin' best and pulls a lot easier than the rest.

Effective Dec. 2nd
\$1500 DEALER REBATE
on
SUPER HOPPER



BLUE BALL, PA

717-354-4971