



Visit The FORD TRACTOR

Display At The

PENNSYLVANIA FARM SHOW



REVIEW THE TRACTOR LINE

BUILT TO WORK AS HARD AS YOU!

Synchro-Smooth Transmission

Fuel Sipping Engines

GO FORD

Front Wheel Drive

Big Capacity Hydraulics

AND SAVE

STOCKY NEW FORDS!



TOUGH NEW 1000 SERIES DIESELS UNDER 30 HORSEPOWER

Whether you want to mow an acre or a hundred, dig a posthole or a sewer trench, grade a driveway, plow a field or load a truck, we've got a Ford 1000 Series tractor for the job!

These new compacts come with a combination of features you can't get anywhere else: Smooth, efficient diesel engines; Standard 10 or 12 speed transmissions; Hydrostatic and Synchro Manual Shuttle transmission options; Standard 540 rpm PTO and Category I three-point hitch; Diff lock; Optional front wheel drive; And a choice of more than 50 matching implements and attachments.

SERIES 10—THE NEW WORLD TRACTORS FROM FORD!

We have five new 34 to 52 hp* tractors with the hard working features you're looking for, and some you never thought of! Come in and test one for yourself!

1. Powerful diesel engines deliver greater fuel economy than the models they replace.
2. Optional synchromesh transmission lets you shift on-the-go. Shift levers are column-mounted.

*Manufacturer's estimate.

3. Improved power steering has quick response and low effort.
4. New hydraulic power—optional second pump boosts capacity up to 14.1 gpm.
5. Category I hitch with double-acting draft control.
6. Add up to four closed-center hydraulic remote valves.
7. Convenient, smooth controls.

YOU OUGHTA TRY THE WORLD OF FORD NOW!



2910-36 hp D, 34 hp G

4610SU-52 hp D, 52 hp G

3910-42 hp D, 40 hp G

2810-32 hp D

4610-52 hp D, 52 hp G



Check the New Mid-Size Ford World Tractors....

62 to 86 hp*

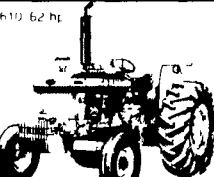



710 86 hp

5610 72 hp



510 62 hp



610 86 hp

NEW FORD TW SERIES!


FORD UNVEILS THE CUTTING EDGE!

POWER AND STRENGTH AT A GREAT LOW PRICE!


Check out the new Ford TW tractor with 170, 140, 120, or 105 PTO horsepower. 42" of side discharge mow, power tillage, and take on 20% of the jobs that used to cost hundreds of dollars. Low 1117 as low as 1000 tractor. That's the cutting edge.

The Ford TW tractor has what it takes: 16 hp 2-cylinder, 4-cylinder, 5-speed transmission, PTO, electric start, super comfort seat, a quality construction.

WE'VE GOT FORD YARD TRACTORS IN STOCK AND PRICED TO SELL!



TW-35 — 170 PTO horsepower



TW-25 — 140 PTO horsepower



TW-15 — 120 PTO horsepower



TW-5 — 105 PTO horsepower